



WBSC
EUROPE



<https://www.wbsceurope.org/en/events/2021-european-baseball-championship/home>

Daily Report Final
19th September 2021



Final Standing

1		the Netherlands
2		Israel
3		Italy
4		Spain
5		Czech Republic
6		Great Britain
7		Croatia
8		Belgium
9		Germany
10		Russia
11		Austria
12		Sweden
13		Ukraine
14		Greece
15		France
16		Slovakia

Individual Awards

Leading hitter, highest batting average



VALERIO ABREU Edison Damian (ESP)

batting average .737

Pitcher best earned run average



WEBB Alexander William (GBR)

Pitcher best won-loss average



WANGER Benjamin Kushlan (ISR)

Most runs batted in (RBI)



MINEO Alberto (ITA)

Most home runs



FRISCIA JR Vito Joseph (ITA)

Most stolen bases



BERNADINA Rogerarvin Angelo Alejandro (NED)

Most runs scored



VALERIO ABREU Edison Damian (ESP)

Outstanding defensive player



MERCURI Mattia (ITA)

Most valuable player (MVP)



BERNADINA Rogerarvin Angelo Alejandro (NED)

Officials

Technical Commission

Delegate

 Ludo Peeters (BEL)

Commissioners


 Bohumil Bilek (CZE)

 Stephen Lesfargues (FRA)

 Paul Bokern (NED)

 Jaroslav Mika (CZE)

 Frantisek Bunta (SVK)

 Marco Screti (ITA)

Umpire Director

 Christian Posny (GER)

Umpires

 Winfried Berkvens

 Serge Makouchetchev (FRA)

 Martijn Bosschaart (NED)

 Tomislav Ozimec (CRO)

 Gabor Erdos (GBR)

 Sergio Radice (ITA)

 Christopher Feuerecker (GER)

 Vladimir Richter (CZE)

 Mojmir Jankovic (SVK)

 Alessandro Spera (ITA)

 Tony Jones (FIN)


 Cuauhtémoc Suárez Hernández (ESP)

 Jiri Kroupa (CZE)

 Marco Taurelli (ITA)

 Dmitry Kobzev (RUS)

 Oswald Tscharf (AUT)

 Edwin Louisa (NED)

 Jens Waider (GER)

Scoring Director

 Linda Steijger (NED)


Scorers


 Gianmarco Bedetti (ITA)

 Angelo Pesenti (ITA)

 Bruna Beltrando (ITA)

 Marco Rocci (ITA)

 Stefano Burlini (ITA)

 Eleonora Vietti (ITA)

 Anita Manca (ITA)

 Stephanie Winkler (GER)

 Alessandro Meli (ITA)

 Fabio Zaccaria (ITA)

Roster

	Austria	AUT
---	----------------	------------

Uniform	Legal surname	Legal name	Position	Bats	Throws
2	ECKEL	Philipp	IF	R	R
4	MARIETTE	Marcel	IF	R	R
5	HACKL	Moritz	UTL	R	R
6	OBED	Ferdinand	OF	L	L
7	KIEFER	Tobias	P, IF	R	R
8	TALIR	Dominik Robert	OF	R	R
14	SIMONSEN	Jakob	P	R	R
16	STEMMER	Georg	OF	R	R
17	HIRNSCHAL	Fabian	IF	R	R
18	TOMSICH	Christian	P	R	L
19	WERNER	Tobias	P, C	R	R
20	LETOUZÉ	Thierry	P	R	R
21	FÜRBÖCK	Brian	P, OF	R	R
22	ZOUFAL	Alessandro	P	R	R
23	ZIMMERLE	Felix Mathias	IF	R	R
24	SCHEICHER	Moritz	P, IF	R	L
25	ASTL	Paul	P	R	R
29	HACKL	Samuel	C, OF	R	R
30	ALZINGER	Richard	OF	R	R
32	SALZMANN	Benjamin	IF	R	R
33	BRENNER	Phillip	1B	L	L
34	DUENAS HIDALGO	Omar Luis	P	R	R
35	SCHADLER	Nicholas	P	R	R
49	ROJAS DIAZ	Julio Antonio	IF	R	R
1	SAKANASHI	Hiroyuki	Coach		
27	FERAK	Peter	Bench Coach		
31	JENSEN	James	Pitching Coach		
	BUHELDT	Robert	Delegation Leader		
	GODLER	Johannes	Staff		
	MAYER	Daniel	Trainer		
	TALIR	Wolfgang Claus	Staff		

Roster



Belgium

BEL

Uniform	Legal surname	Legal name	Position	Bats	Throws
1	Verheyleweghen	Jamie	IF	L	R
2	Goffaux	Benjamin	IF, UTL	R	R
3	De Brauwer	Zion	IF	R	R
4	Heymans	Arthur	C	R	R
6	Poesmans	Axel	C	R	R
7	Janssen	Drew	P, IF	R	L
8	Poesmans	Yves	OF	R	R
10	Roevens	Robin	P, IF	R	R
11	Dille	Benjamin	IF, OF	R	R
12	Driessens	Artuur	P	R	R
13	Boermans	Sam	UTL	R	R
20	De Quint	Dennis	IF	R	R
23	Desmedt	Kevin	P	R	R
24	Devreese	Quentin	OF	L	R
25	Oberto Silva	Tomasz	P	R	R
26	Joossens	Matthew	OF	L	R
27	Van den Branden	Kenny	P	R	R
29	Ballardini	Lino	P, IF	L	R
35	Larrinaga Ocampo	Jose Luis	P	R	R
37	Kaschl	Nathan	C, UTL	R	R
38	Hendrickx	Zane	P	R	L
39	Verspreet	Xander	IF, OF	R	R
40	Verspreet	Brendan	P	R	R
9	Van Der Meiren	Filip	Manager/Head Coach		
18	Berglund	Andrew Jacob Douglas	3B Coach		
32	Dassy	Christophe	Coach		
31	Garcia	Francis Michael	Pitching Coach		
5	Janssen	Marc	Coach		
30	Knollenburg	Kevin	Bench Coach		
	Gebruers	Sander	Staff		
	Roevens	Kevin	Trainer		
	Verspreet	Erwin	Staff		

Roster



Croatia

CRO

Uniform	Legal surname	Legal name	Position	Bats	Throws
1	TADIĆ	Hrvoje	3B	R	R
2	KRUHEK	Nino	C	R	R
3	BODALEC	Rene Sebastian	C, OF	R	R
4	KOS	Karlo	P, IF	R	R
5	TOMIĆ	Andrija	C, OF	R	R
6	GALES	Slobodan	OF	L	L
7	HERRERA TORREZ	Jose Francisco	SS	S	R
8	STRELEC	Borna	P, IF	R	R
9	JURIČIĆ	Petar	P, IF	R	R
10	TADIĆ	Marin	P	R	R
11	HORVATIĆ	Antonio	P, IF	R	R
12	KARIN	Pavao	P, OF	L	L
13	KRSOLOVIC	Ronald Anthony	P, 3B	R	R
14	MANOJLOV	Mario	1B, OF	R	R
15	JONES	Andrew Maxwell	IF	R	R
16	DIAZ LEZAMA	Jose Aleksander	P	R	R
17	PAULIĆ	Benjamin	IF	R	R
19	SMITH	Philip Allen	C, 1B	R	R
20	GOJKOVIĆ	Kruno	P, OF	S	R
21	RUMORA	Petar Jure	1B, OF	R	L
23	SUMMERS	James David	P	R	R
0	BROZINIĆ	Josip	3B Coach		
0	ĆURIĆ	Michel	1B Coach		
0	KARIN	Damir	Coach		
0	KRSOLOVIC	Ken	Bench Coach		
0	SUMMERS	Jake	Bench Coach		
	POLAŠEK	Denis	Delegation Leader		
	ŠKRTIĆ	Igor	Doctor		

Roster

	Czech Republic	CZE
---	-----------------------	------------

Uniform	Legal surname	Legal name	Position	Bats	Throws
1	Hajtmar	Adam	OF	L	R
2	Hajtmar	Jakub	2B, SS	R	R
3	Hejma	Matěj	OF	R	R
7	Duffek	Tomáš	P	R	L
9	Zýma	Petr	IF	R	R
10	Satoria	Ondřej	P	R	R
11	Chroust	Radim	P	L	R
13	Schneider	Martin	P, SS	R	R
15	Minařík	Marek	P, OF	R	R
17	Menšík	Matěj	OF	R	R
25	Malík	Jakub	OF	R	R
27	Chroust	Přemek	1B, 3B	L	R
29	Čapka	Filip	P	L	R
30	Zelenka	Martin	C	R	R
32	Novák	Jan	P	R	L
37	Čech	Petr	C, 1B	L	R
39	Vavruša	Jiří	P	R	R
42	Bokaj	Boris	P	R	R
46	Večerka	Viktor	P	R	L
49	Mužík	Martin	C, OF	R	R
73	Chlup	Marek	OF	R	R
77	Menšík	Vojtěch	IF	R	R
78	Červinka	Martin	IF	R	R
79	Mergans	David	P	L	R
28	Griffin	Michael Tyler	Manager/Head Coach		
6	Baroch	Petr	3B Coach		
22	Čapka	Hynek	1B Coach		
14	Lee	Corey Wayne	Pitching Coach		
0	Stott	Phillip Jay	Coach		
	Čuhel	Lubomír	Staff		
	Truesdale	Joseph Bruce	Trainer		

Roster



France

FRA

Uniform	Legal surname	Legal name	Position	Bats	Throws
1	JIMINIAN	Léo	OF	R	R
2	BROSSIER	Paolo	OF	L	L
3	COSTE	Gédéon	P	L	L
5	VISSAC	Martin	OF	R	R
6	NAYRAL	Mathis	P	R	R
7	CLARA	Robyn	P	R	R
8	BRAINVILLE	Louis	IF	R	R
9	SOLIVERES	Nolan	C	R	R
10	MOULIN	Quentin	P	R	R
11	DE LA ROSA	Franklin	P	R	L
12	MOORE	Eric	P	R	R
13	PAULA	José	P	R	R
14	PATRICE	Daniel	IF	R	R
15	BOUCHERON	Jacques	OF	R	R
16	ANTOINE	Nicolas	P	R	R
19	PRIOUL	Esteban	P	L	L
20	PAZ	Andy	C	R	R
21	BROWN	Félix	IF	L	R
23	OZANICH	Owen	P	R	R
26	DOAT	Pierre	C	R	R
27	DELOGU	Luis	C	L	R
28	DAGNEAU	Bastien	OF	R	R
30	MEURANT	Tanguy	P	R	R
33	HABECK	Marc André	P	R	R
18	PEREZ	Keino	Manager/Head Coach		
24	ACUNA	Ivan	Coach		
4	BILLER	Jacob	Coach		
32	JASPE VOLCAN	Jonathan	Coach		
17	ROTHERMUNDT	Boris	Coach		

Roster



Germany

GER

Uniform	Legal surname	Legal name	Position	Bats	Throws
1	Jahn	Lukas	IF	L	R
2	Steigert	Samuel	P	R	R
3	Cardoso	Marco	IF	R	R
4	Schmidt	Alexander	IF	R	R
6	Weber	Danilo	OF	R	R
7	Larry	Shawn	OF	L	L
8	Steinlein	Lukas	P	R	R
9	Grimes	David	IF	R	R
11	Hörger	Luca	P	R	R
12	Stöcklin	Lennard	P	R	R
15	Walther	Yannic	C	R	R
14/16	Gühring	Simon	C	R	R
17	Helmig	Lou	IF	L	R
20	Cedano De Leon	Joe	P	R	R
21/13	Wildenhain	Yannick	P	R	R
22	Ahrens	Vincent	C	S	R
23	Amon	Pascal Rene	OF	L	L
24	Traut	Lucas	P	R	R
25	von Garßen	Elias	C	R	R
26	Schüller	Sven	P	R	R
28	Mendelsohn	Daniel	P	R	R
30	Brenk	Eric	IF	R	R
31	Wilhelm	Maurice	P	R	R
35/48	Marquez Ramirez	Enorbel	P	L	L
0	Janssen	Steve	Manager/Head Coach		
0	Cichocki	Clemens	Coach		
0	Ough	Wayne	Coach		
0	Van Deuren	Kris	Coach		
0	Williams	Troy	Coach		
	Beckman	Bernhard	Staff		
	Christ	Jannis	Staff		
	Elsishans	Jürgen	Delegation Leader		
	Schmitz	Pablo	Trainer		
	Teusch	Christian	Doctor		

Roster



Great Britain

GBR

Uniform	Legal surname	Legal name	Position	Bats	Throws
4	Thomas	Nateshon Rasheen	P, OF	S	R
5	Fretheim	Jonathan	P, IF	R	R
6	Mosier	Fred	P, C	R	R
7	Rodriguez	Miguel	2B, SS	R	R
8	Blackstone	Kent	IF	L	R
9	Messer	Christopher	P	R	R
10	Edmonds	Jordan	OF	R	R
11	Dawson	Kennard	C, OF	R	R
12	Crosby	Alex Clinton	1B, 3B	L	R
14	Cooper	Daniel	P	R	R
15	Andrews	Benjamin Tony	3B	R	R
16	Sabiston	Liam	P	R	R
17	Hendrix	Greg	P	L	L
19	Hodge	Demoi	P	R	R
20	Singh	Aaron	SS	R	R
21	Kreisberg	Spencer Lee	P	R	R
22	Hassani	Austin	P	R	R
23	Webb	Alexander William	P	R	R
24	Rincones Jr.	Gabriel	DH	L	R
25	Kirkpatrick	Paul William	P	L	R
26	Solomon	Ethan David	P	R	R
27	Kerry	Grant	OF	R	R
29	Christopher	Shamoy	C	S	R
30	Stroman	Zachary	1B, OF	L	L
13	Spencer	Andrew	Manager/Head Coach		
3	Cramman	Jonathon	1B Coach		
28	Graefser	Zach	Pitching Coach		
33	Lintern	William	Coach		
2	Marcelino	Bradley	Bench Coach		
1	Reed	TS	3B Coach		
	Brooks	Conor	Staff		
	Dean	Alan	Trainer		
	Robertson	Glen	Delegation Leader		

Roster



Greece

GRE

Uniform	Legal surname	Legal name	Position	Bats	Throws
1	TORRES-SKERRETT	ANTONIO	C, IF	L	R
2	TORRES-SKERRETT	ALEJANDRO DEMITRIUS	OF	R	R
3	ORFANIDIS	YANNI	P	R	R
5	LES	BILL ANGELO	IF	R	R
6	TSOULOUFAS	GEORGIOS	IF, OF	L	L
7	TSIFLIKIOTIS	George	IF	R	R
9	NEOPHYTOU	PAUL JAMES	IF	R	R
10	KALIVAS	IOANNIS MATTHAIOS	C, OF	R	R
11	GOUOREN	MAX TZEISON	P, OF	R	R
13	ROULIS	THOMAS WILLIAM	IF	R	R
18	CHRISTIDIS	DEAN EVAN	P	L	L
20	LOMIS	DIMITRIOS PETROS	P, IF	R	R
21	GOSELIN	DANIEL PETER	P	L	L
23	BOURDANIOTIS	THEODOROS ANASTASIOS	P	L	L
24	PANTOS	NICHOLAS JAMES	P	R	R
25	SECHOPOULOS	ARISTOTELIS	IF	L	L
26	KAPOTHANASIS	KONSTANTINOS	P, OF	R	R
27	KOURTIS	DIMITRIOS	P	R	R
33	LETTAS	DIMITRI CONSTANTINE	P	R	R
35	HALAMANDARIS	NIKOLAS PHILIP	P, OF	L	L
38	KOUNTIS	JONATHAN GEORGE	P	R	R
57	GOUNARIS	ALEXANDROS	P	R	R
8	POTHAKOS	RYNEL DEREK PETER	Manager/Head Coach		
30	KARABATSOS	KIM	Coach		
32	KOKORIS	DEMETRE	Coach		
31	MUIRHEAD	SPENCER	Coach		
	MAZARAKIS	STAMOS	Delegation Leader		
	MIRANDA	JOHN JOSEPH	Trainer		

Roster



Israel

ISR

Uniform	Legal surname	Legal name	Position	Bats	Throws
3	Ibn Ezra	David	OF	R	R
4	PALLER	Robert Phillip	OF	L	R
7	EREL	Tal	C	S	R
8	Goldner	Itai	P, IF, OF	R	R
11	kelly	ty	IF, OF	S	R
12	LIPETZ	Shlomo	P	R	R
14	WAGMAN	Joseph Samuel	P	R	R
17	Sharabi	David	P	R	R
19	Valencia	Daniel Paul	IF	R	R
20	MARGOLIN	IVRI	P	L	L
21	KATZ	OPHIR	C	R	R
22	GLASSER	Mitchell Emri	IF, OF	R	R
23	WANGER	Benjamin Kushlan	P, IF, OF	L	R
24	LOWENGART	Assaf	IF, OF	R	R
26	Rossman	Charles	P	S	R
27	gottlieb	orr	P, OF	R	R
32	Rothem	Dan	P	R	R
34	Baruch	Shaked	IF	R	R
37	Soren	Matthew	P	R	R
44	Petrushka	Jordan	IF, OF	R	R
45	Moore	Zev	IF	R	R
47/28	Zeid	Joshua Alexander	P	R	R
56	Peled	Ido	P	R	R
15	Fish	Nathan Israel Bloomberg	Manager/Head Coach		
2	BASH	NATAN SHLOMO	Coach		
61	JACOBS	Alexander Lee	Pitching Coach		
66	KANIA	Richard	Coach		
21	KATZ	OPHIR	Coach		
37	Virant	Adam	Coach		
	Erel	Tomer	Staff		
	Erel	Yaron	Staff		
	Kfir	Shlomo	Trainer		
	KURZ	Peter Harry	Delegation Leader		

Roster


Italy
ITA

Uniform	Legal surname	Legal name	Position	Bats	Throws
1	Ferrini Colmenarez	Jose Leonardo	IF	R	R
2	Sellaroli	Andrea	IF	R	R
5	Garbella	Nicola Luciano Sathya	P, OF	R	R
9	Pizzano	Dario	IF, OF	L	R
12	Gonzalez Sanamè	Noel	IF	L	R
13	Epifano Duran	Erick Alessandro	IF	R	R
15	Mazzocchi	Rene Rafael	P	L	L
16	Aldegheri	Mattia	P	R	R
19	Crepaldi	Filippo	P	R	R
20	Mercuri	Mattia	IF	R	R
21	Zotti	Matthias	P	R	R
23	Agretti	Filippo	IF	R	R
25	Liberatore	Ernesto Paolo	C	R	R
27	Friscia Jr	Vito Joseph	C, IF	R	R
28	Celli	Federico	OF	R	R
29	Andretta	Maurizio	P	R	R
34	Brolo Gouvea	Murilo	P	R	R
35	Da Silva	Tiago Felipe	P	L	L
36	Mineo	Alberto	C	L	R
37	Palumbo Cardozo	Angelo Michelle Paolo	P	R	R
39	Deotto	Alessandro	C	R	R
40	Bassani	Alex	P	R	R
44	Scotti	Claudio	P	R	R
46	Bocchi	Matteo	P	R	R
31	Piazza	Michael Joseph	Manager/Head Coach		
17	Bindi	Doriano	Coach		
3	Bonanno	Daniel	Coach		
4	Faraone	Gianmarco	Coach		
32	Gerali	Michele	Coach		
26	Horsman	Vincent Stanley Joseph	Coach		
	Baldi	Massimo	Staff		
	Mignola	Vincenzo	Delegation Leader		

Roster

	the Netherlands	NED
---	------------------------	------------

Uniform	Legal surname	Legal name	Position	Bats	Throws
1	DAAL	Carlton Arron	IF	R	R
4	MARTINA	Francinel Francisco	IF	R	R
5	POLONIUS	Johnathan Magnus	IF	R	R
7	KEMP	Dwayne Richenel Adonis	IF	R	R
11	DIDDER	Ray-Patrick Elijah Khalil	UTL	R	R
12	TROMP	Jiandido Candido	OF	R	R
13	DE GROOT	Aaron William Finch	P	R	R
15	SCHOOP	Sharlon Romans Emederio	IF	R	R
16	HUIJER	Lars Benjamin	P	R	R
20	BOLSENBROEK	Mike	P	R	R
21	RICARDO	Dashenko Adriano	C	R	R
25	RICHARDSON	Denzel Rinaldo	OF	R	R
26	RIP	Julian Cal	OF	R	R
28	LOOPSTOK	Sicnarf Frangeli	C	R	R
30	COCU	Rafael Martinus Leonardus	P	R	R
32	TIMMERMANS	Kaj	P	R	R
33	KELLY	Kevin Keary	P	R	R
35	GONESH	Jayden Riordan	P	R	R
39	MARTIS	Shairon Benjamin	P	R	R
41	GROEN	Mike	P	R	R
42	FLORANUS	Wendell Marlon	P	R	R
45	SULBARAN	Juancarlos Antonio	P	R	R
47	PROFAR	Juremi Gregorius	IF	R	R
50	BERNADINA	Rogerarvin Argelo Alejandro	OF	L	L
9	'T HOEN	Evert-Jan Axel Charles	Manager/Head Coach		
24	DE JONG	Sidney	Coach		
34	MARTINUS	Eittel Calvin	1B Coach		
44	THIJSSSEN	Benjamin Johannes	3B Coach		
31	VAN DOORNSPEEK	Jersey Robin Jan	Pitching Coach		
	VAN WEERT	Niels Johannes	Delegation Leader		

Roster



Russia

RUS

Uniform	Legal surname	Legal name	Position	Bats	Throws
0	PATON	JAMES THOMAS	P	L	L
2	BOLGOV	ALEXANDER	OF	R	R
7	SHTYKHER	DMITRY	P	R	R
10	BULTE PINYA	FRANK ANTONIO	IF	S	R
11	SOLER HINOJOSA	GEIDYS	OF	R	R
13	ILIN	VLADISLAV	P	R	R
15	MONAKHOV	NIKITA	C	R	R
17	KUZNETSOV	ANTON	P	R	L
18	LEONOV	DENIS	P, IF	R	R
19	LOBANOV	ANDREI	P	L	L
20	LOGVINOV	ARTEM	IF	R	R
22	BALAN	PETR	P	L	L
23	MONAKHOV	MAXIM	OF	R	R
24	CASTILLO VELAZQUEZ	DAVID ALEJANDRO	IF	R	R
27	MAKARKIN	MAKSIM	C	R	R
31	PERES NUNES	IAN ALEKHANDRO	C, IF	R	R
38	VASILEV	VIACHESLAV	OF	R	R
47	VALIENTE LUIS	YUNIOR	IF	R	R
51	RODRIGUEZ TELLES	ADRIAN	P	R	R
66	LUKASHEVICH	ALIAKSEI	P	R	R
77	BALAN	VADIM	P	R	R
81	CHERMOSHENTSEV	KIRILL	IF	R	R
98	CASTELLO AMADOR	RODY YASMANY	P	R	R
99	TRUSOV	ANTON	IF	R	R
78	TIMAKOV	VLADIMIR	Manager/Head Coach		
0	KHACHATRIAN	SAMVEL	Coach		
90	MISHIMA	HAYATO	3B Coach		
87	SHIROKIY	ANTON	1B Coach		
	ARUTYUNOV	ALEXANDER	Doctor		
	GERVASOV	NIKOLAY	Trainer		
	KISELEV	DMITRII	Delegation Leader		
	RYMAREV	ALEXEY	Doctor		
	SHLIAPNIKOVA	Daria	Staff		
	SHLYAPNIKOV	DMITRY	Trainer		

Roster



Slovakia

SVK

Uniform	Legal surname	Legal name	Position	Bats	Throws
1	Noga	Michal	UTL	L	R
2	Horáček	Jakub	OF	L	R
4	Zacko	Adam	P	R	R
5	Biskorovájny	Tomáš	OF	L	R
6	Grendža-Donský	Matej	P	R	R
7	Gottchall	Mário	C	R	R
8	Pakši	Denis	IF	R	R
9	Just	Daniel	P	L	R
10	Brunegraf	Martin	IF	R	R
11	Rudohradský	Matej	C	R	R
12	Gieci	Martin	P	R	L
13	Vykoukal	Marko	P	R	R
15	Kosna	Jaroslav	P	R	R
16	Lukačka	Martin	OF	R	R
17	Žilavý	Lukáš	P	L	L
18	Ešmír	Michal	IF	R	R
19	Ižold	Jakub	P	R	L
20	Racík	Markus	P	R	R
21	Bartók	Juraj	P	R	L
22	Pušár	Michal	P	R	R
23	Prochádzka	Šimon	P	R	R
24	Bošanský	Marek	P	R	R
10	Brunegraf	Martin	Manager/Head Coach		
5	Biskorovájny	Tomáš	Coach		
2	Horáček	Jakub	Coach		
14	Orlický	Daniel	Coach		

Roster



Spain

ESP

Uniform	Legal surname	Legal name	Position	Bats	Throws
2	Rodriguez Reyes	Leomartires	3B	R	R
5	Franco Santa	Yancarlo	UTL	R	R
7	Beltré Concepción	Engel Manuel	CF	L	L
9	Lino Correa	Gabriel Eloy	C	R	R
10	Jimenez Cruxent	Daniel A.	LF	R	R
12	Baez Aybar	Fernando	P	R	R
13	Angulo Gamez	Oscar David	2B	R	R
14	Galvan Arevalo	Lesther Aaron	CF	R	R
15	Noguera Rodriguez	Antonio	P	L	L
16	Ustariz Luis	Jesus Alberto	1B	R	R
19	Valerio Abreu	Edison Damian	SS	R	R
23	Balboa Miguel	Jorge	P	R	R
24	Rondon Del Rosario	Edgar Joel	2B	L	R
25	Pino Mesa	Ernesto Isaías	P	R	R
26	Nacar Mejias	Leslie Jasshin	P	R	R
32	Ochoa Méndez	Blake Stevens	C	R	R
34	Sierra Alvarez	Carlos Miguel	P	R	R
35	Leyva Delgado	Elian	P	R	R
36	Decena Pineda	Roibert Orlando	CF	R	R
39	Perez Padilla	Andres Eduardo	P	R	R
42	Rodríguez Diéguez	Orlando Lázaro	P	R	R
45	Sacramento Gonzalez	Lowuin Alberto	P	R	R
57	Cruz Montero	Rhiner Augusto	P	R	R
94	Hernandez Sanchez	Ricardo Jose	P	L	L
43	Prada Briceno	Nelson Rolando	Manager/Head Coach		
17	Cano Ridruejo	Felix Manuel	1B Coach		
8	Díaz Azuaje	Candelario Jose	3B Coach		
31	Duarte Rojas	Renny Enrique	Bench Coach		
28	Olivera Cavero	Manuel Tabare	Pitching Coach		
54	Rincón	Juan Manuel	Pitching Coach		
	Garrido De La Cruz	Jacobo Jose	Delegation Leader		

Roster



Sweden

SWE

Uniform	Legal surname	Legal name	Position	Bats	Throws
3	Johnson	Benjamin	P	R	R
4	Lindell	Tommy	OF	R	R
5	Vahlberg	Victor	IF	R	R
10	Johnson	Daniel	IF	R	R
11	Johannessen	Peter	OF	L	R
12	Bäckström	Leonard	C	R	R
14	Syrén	Jakob	P	R	R
15	Mattsson	August	P	R	R
16	Börjes	Sam	P	R	R
17	Klarberg	Johan	OF	L	R
18	Marqvardsen	Erik	P	R	R
21	Johnson	Joel	OF	R	R
22	Melendez	Markus	C	R	R
23	Brandt	Trolle	IF	R	R
24	Hopkins	Julius	P	R	R
25	Melin	Niklas	P	L	R
26	Jerfsten	Olle	P	R	R
29	Paulich	Thomas	IF	R	R
30	Syrén	Oskar	P	L	R
32	Pargas	Moisses	P	L	L
35	Sjörs	Per	P	L	R
37	Jerfsten	Oskar	C	R	R
41	Sjölund	Linus	IF	R	R
28	Reimer	Rickard	Manager/Head Coach		
0	Bohlin	Stefan	Coach		
6	Croneld	Petter	Coach		
42	Klarberg	Tony	Coach		
	Malm	Peter	Delegation Leader		

Roster



Ukraine

UKR

Uniform	Legal surname	Legal name	Position	Bats	Throws
1	Brechko	Denys	P	R	R
2	Gupalenko	Maksym	C	R	R
3	Boiko	Andrii	P	R	R
5	Kosenko	Vladyslav	OF	R	R
6	Khodakovskiy	Danyil	P	L	L
7	Kostashchuk	Andrii	P	R	R
8	Boiko	Kostiantyn	IF	R	R
9	Zhylka	Myroslav	P	R	R
10	Shvets	Yurii	IF	R	R
11	Shtapura	Sergii	P	R	R
13	Chukhas	Kostiantyn	IF	R	R
14	Limarenko	Dmytro	OF	R	R
15	Liakhovetskyi	Mykola	P	R	R
16	Tkachenko	Yevhenii	P	R	R
17	Velykyi	Illia	C	R	R
19	Hvrytishvili	Heorhii	P	R	R
20	Tykhonets	Serhii	OF	R	R
21	Boiko	Oleksii	IF	L	L
22	Boiko	Roman	IF	L	R
23	Lukin	Ihor	P	R	R
18	Boyko	Oleh	Manager/Head Coach		
12	Boiko	Yurii	Pitching Coach		
25	Deikun	Ruslan	3B Coach		
24	Korolov	Serhii	Bench Coach		

Teams

Pool A	Pool B	Pool C	Pool D
Italy	Spain	Israel	The Netherlands
Austria	Croatia	Great Britain	Sweden
Belgium	Germany	France	Czech Republic
Greece	Ukraine	Russia	Slovakia

Schedule & Results

Game	At time	Ballpark	Pool	Home team	Visiting team	Final score	Inn
Sunday 12 September							
01	15:00	Settimo	A	Italy	Greece	13 - 3	7
02	11:00	Avigliana	A	Austria	Belgium	12 - 11	
03	16:00	Avigliana	B	Spain	Ukraine	15 - 0	5
04	10:30	Torino	B	Croatia	Germany	8 - 2	
05	20:30	Torino	C	Israel	Russia	2 - 1	10
06	20:30	Avigliana	C	Great Britain	France	7 - 2	
07	15:30	Torino	D	The Netherlands	Slovakia	11 - 0	7
08	10:00	Settimo	D	Sweden	Czech Republic	1 - 6	
Monday 13 September							
09	20:30	Torino	A	Belgium	Italy	3 - 14	7
10	10:30	Torino	A	Greece	Austria	14 - 13	12
11	15:00	Settimo	B	Germany	Spain	2 - 15	7
12	11:00	Avigliana	B	Ukraine	Croatia	3 - 9	
13	16:00	Avigliana	C	France	Israel	0 - 10	
14	15:30	Torino	C	Russia	Great Britain	7 - 6	
15	20:30	Avigliana	D	Czech Republic	The Netherlands	1 - 11	
16	10:00	Settimo	D	Slovakia	Sweden	0 - 11	7
Tuesday 14 September							
17	20:30	Avigliana	A	Italy	Austria	14 - 1	7
18	16:00	Avigliana	A	Belgium	Greece	5 - 4	
19	20:30	Torino	B	Spain	Croatia	12 - 0	7
20	11:00	Avigliana	B	Germany	Ukraine	15 - 5	7
21	10:00	Settimo	C	Israel	Great Britain	11 - 4	
22	10:30	Torino	C	France	Russia	5 - 4	
23	15:00	Settimo	D	The Netherlands	Sweden	15 - 5	8
24	15:30	Torino	D	Czech Republic	Slovakia	13 - 3	8

Standing

Pool A

Team	W	L	PCT	GB
1 Italy	3	0	1.000	0
2 Belgium	1	2	.333	2
3 Austria	1	2	.333	2
4 Greece	1	2	.333	2

The teams tied are set according to TQB result (see below)

Pool B

Team	W	L	PCT	GB
1 Spain	3	0	1.000	0
1 Croatia	2	1	.667	1
3 Germany	1	2	.333	2
4 Ukraine	0	3	0	3

Pool C

Team	W	L	PCT	GB
1 Israel	3	0	1.000	0
2 Great Britain	1	2	.333	2
3 Russia	1	2	.333	2
4 France	1	2	.333	2

The teams tied are set according to TQB result (see below)

Pool D

Team	W	L	PCT	GB
1 The Netherlands	3	0	1.000	0
2 Czech Republic	2	1	.667	1
2 Sweden	1	2	.333	2
4 Slovakia	0	3	0	3

TQB Pool A

TEAM EQUIPO	RUNS SCORED CARRERAS ANOTADAS	OFFENSIVE INNINGS ENTRADAS A LA OFENSIVA	RATIO 1	RUNS ALLOWED CARRERAS PERMITIDAS	DEFENSIVE INNINGS ENTRADAS EN DEFENSA	RATIO 2	TQB (= RATIO 1 - RATIO 2)	RANKING IN GROUP (*) CLASIFICACION FINAL (*) EN GRUPO
AUT	25	20,67	1,209482342	25	20,67	1,209482342	0	3
GRE	18	20,67	0,870827286	18	20,33	0,885391048	-0,014563762	4
BEL	16	17,33	0,923254472	16	17,67	0,90548953	0,017764942	2

TQB Pool C

TEAM EQUIPO	RUNS SCORED CARRERAS ANOTADAS	OFFENSIVE INNINGS ENTRADAS A LA OFENSIVA	RATIO 1	RUNS ALLOWED CARRERAS PERMITIDAS	DEFENSIVE INNINGS ENTRADAS EN DEFENSA	RATIO 2	TQB (= RATIO 1 - RATIO 2)	RANKING IN GROUP (*) CLASIFICACION FINAL (*) EN GRUPO
GBR	13	17	0,764705882	9	17	0,529411765	0,235294118	2
FRA	7	17	0,411764706	11	17	0,647058824	-0,235294118	4
RUS	11	17	0,647058824	11	17	0,647058824	0	3

Schedule & Results

Game	At time	Ballpark	Pool	Home team	Visiting team	Final score	Inn
------	---------	----------	------	-----------	---------------	-------------	-----

Wednesday 15 September

25	16:00	Avigliana	R	Austria	Slovakia	4 - 3	
26	15:00^	Settimo	R	Ukraine	Russia	5 - 15	7
27	20:30	Avigliana	R	Greece	Sweden	0 - 10	7
28	15:30^	Torino	R	Germany	France	3 - 2	

R = Relegation // ^ If Israel is involved in one of these games, Israel will play at 10:30 (Yom Kippur Day)

Thursday 16 September

29	10:30^^	Torino	R	Russia	Austria	14 - 4	7
30	15:00^^	Avigliana	R	Germany	Sweden	13 - 2	7
31	15:00*	Settimo	QF	Italy	Croatia	8 - 5	
32	20:30^^	Avigliana	QF	Israel	Czech Republic	3 - 2	
33	15:30*	Torino	QF	Spain	Belgium	5 - 2	
34	20:30^^	Torino	QF	The Netherlands	Great Britain	7 - 5	

R = Relegation // QF = Quarter Final

Game 29 and 30: home team is decided by draw on September 15

^^ If Israel is involved in one of these games, Israel will play at 20:30 (Yom Kippur Day), so game 29-34 and 30-32 may be switched

* If Italy reaches QF, Italy will play in Settimo, so games 31-33 may be switched

Friday 17 September

35	10:00	Settimo	R	Ukraine	Slovakia	5 - 4	
36	10:30	Torino	R	France	Greece	9 - 12	12
37	15:30***	Torino	5-8	Czech Republic	Croatia	17 - 2	6
38	15:00***	Settimo	5-8	Belgium	Great Britain	11 - 12	
39	20:30**	Avigliana	SF	Israel	Italy	11 - 5	
40	15:00**	Avigliana	SF	Spain	The Netherlands	8 - 9	

R = Relegation // SF = Semi Final

For all games: home team is decided by draw on September 15

** If Italy reaches SF, Italy will play at 20:30 in Avigliana

*** If Italy is involved in one of these games, Italy will play at 20:30 in Torino, so games 37-38 may be switched

Saturday 18 September

41	10:00	Settimo	15-16	Slovakia	France	5 - 6	11
42	10:30	Torino	13-14	Ukraine	Greece	5 - 4	
43	11:00	Avigliana	11-12	Austria	Sweden	5 - 0	
44	15:30	Torino	9-10	Germany	Russia	4 - 1	
45	15:00****	Settimo	7-8	Croatia	Belgium	12 - 8	
46	20:30****	Avigliana	5-6	Czech Republic	Great Britain	8 - 5	

For all games: home team is decided by draw on September 15

**** If Italy is involved in one of these games, Italy will play at 20:30 in Avigliana, so games 45-46 may be switched

Sunday 19 September

47	15:00	Torino	Bronze	Italy	Spain	2 - 0	
48	20:30	Torino	Gold	The Netherlands	Israel	9 - 4	

For both games: home team is decided by draw on September 15

Game summary 1



Italy – Greece
13 – 3



Greece.....000 003 0 - 3 5 2
Italy.....202 360 X - 13 10 0

Greece 3

PLAYER	AB	R	H	BI	2B	3B	HR	BB	SB	CS	HP	SH	SF	SO	IBB	KL	GDP	PO	A	E
TORRES HONDRO cf	2	0	0	0	0	0	0	1	1	0	0	0	0	1	0	0	0	3	0	0
ROULIS Tom ss	3	1	1	1	0	0	0	0	0	0	0	0	0	0	0	0	0	3	2	1
KOURTIS Dimitrios 3b	3	1	1	0	0	0	0	0	0	0	0	0	0	2	0	0	0	1	0	0
SECHOPOULOS ARI rf	3	0	1	2	1	0	0	0	0	0	0	0	0	0	0	0	0	3	0	0
HALAMANDARIS NICK 1b	3	0	0	0	0	0	0	0	0	0	0	0	0	2	0	0	0	2	1	0
KALIVAS JOHN lf	3	0	0	0	0	0	0	0	0	0	0	0	0	2	0	1	0	1	0	0
TORRES Antonio c	3	0	1	0	0	0	0	0	1	0	0	0	0	1	0	0	0	2	0	0
TSIFLIKIOTIS George 2b	3	0	0	0	0	0	0	0	0	0	0	0	0	2	0	2	0	3	2	1
GOUREN MAX dh	3	1	1	0	1	0	0	0	0	0	0	0	0	2	0	0	0	0	0	0
PANTOS NICK p	0	0	0	0	0	0	0	0	0	0	0	0	0	0	0	0	0	0	0	0
CHRISTIDIS DEAN EVAN p	0	0	0	0	0	0	0	0	0	0	0	0	0	0	0	0	0	0	0	0
GOUNARIS ALEX p	0	0	0	0	0	0	0	0	0	0	0	0	0	0	0	0	0	0	0	0
LOMIS JIMMY p	0	0	0	0	0	0	0	0	0	0	0	0	0	0	0	0	0	0	0	0
Totals	26	3	5	3	2	0	0	1	2	0	0	0	0	12	0	3	0	18	5	2

Italy 13

PLAYER	AB	R	H	BI	2B	3B	HR	BB	SB	CS	HP	SH	SF	SO	IBB	KL	GDP	PO	A	E	
GONZALEZ Noel rf	2	3	0	0	0	0	0	3	0	0	0	0	0	0	0	0	0	0	0	0	
FERRINI Leo 3b	5	2	3	1	1	0	0	0	0	0	0	0	0	0	0	0	0	0	1	0	
PIZZANO Dario lf	3	3	1	0	0	0	0	2	0	0	0	0	0	1	0	1	0	0	0	0	
FRISCIA Vito 1b	2	2	3	0	0	0	0	2	0	0	0	0	0	0	0	0	0	6	0	0	
MINEO Alberto dh	4	0	2	5	1	0	0	0	0	0	0	0	0	1	0	0	0	0	0	0	
LIBERATORE Ernesto c	3	0	0	1	0	0	0	0	0	0	0	0	0	1	0	0	0	12	0	0	
CELLI Federico cf	2	1	1	1	0	0	0	2	0	0	0	0	0	0	0	0	0	2	0	0	
EPIFANO Erick ss	2	2	1	0	0	0	0	2	0	0	0	0	0	0	0	0	0	0	1	0	
AGRETTI Filippo 2b	0	0	0	0	0	0	0	0	0	0	0	0	0	0	0	0	0	0	0	0	
MERCURI Mattia 2b/ss	4	0	0	0	0	0	0	0	0	0	0	0	0	0	0	0	0	1	2	0	
SCOTTI Claudio p	0	0	0	0	0	0	0	0	0	0	0	0	0	0	0	0	0	0	0	0	
BROLO Murilo p	0	0	0	0	0	0	0	0	0	0	0	0	0	0	0	0	0	0	0	0	
Totals	27	13	10	11	2	0	0	11	0	0	0	0	0	1	2	0	1	0	21	4	0

Greece

	IP	H	R	ER	BB	SO	WP	HP	BK	IBB	SH	SF	2B	3B	HR	AB	BF	FO	GO	NP
PANTOS NICK L,0-1	3.0	4	4	2	3	2	0	0	0	0	0	0	0	0	0	13	16	3	2	50
CHRISTIDIS DEAN EVAN	1.0	2	3	3	3	0	0	0	0	0	0	0	0	0	0	5	8	2	1	29
GOUNARIS ALEX	1.0	3	6	6	5	0	1	0	0	0	0	1	2	0	0	5	11	3	0	46
LOMIS JIMMY	1.0	1	0	0	0	0	0	0	0	0	0	0	0	0	0	4	4	2	1	14

Italy

	IP	H	R	ER	BB	SO	WP	HP	BK	IBB	SH	SF	2B	3B	HR	AB	BF	FO	GO	NP
SCOTTI Claudio W,1-0	5.0	0	0	0	1	9	0	0	0	0	0	0	0	0	0	15	16	2	4	69
BROLO Murilo	2.0	5	3	3	0	3	0	0	0	0	0	0	2	0	0	11	11	2	1	44

Umpires: HP-Winfried BERKVENS (NED), 1B-Edwin LOUISA (NED), 3B-Christopher Feuerecker (GER)

Scorers: Angelo Pesenti (ITA), Alessandro Meli (ITA), Bruna Beltrando (ITA)

TC: Frantisek Bunta (SVK)

Start: 15:05 Time: 2:20 Attendance: 600 Weather: Sunny 28° C

Game summary 2

	Austria – Belgium 12 – 11	
--	--	--

Belgium.....000 400 160 - 11 9 2
Austria.....000 205 203 - 12 10 4

Belgium 11

PLAYER	AB	R	H	BI	2B	3B	HR	BB	SB	CS	HP	SH	SF	SO	IBB	KL	GDP	PO	A	E
GOFFAUX Benjamin lf	5	1	2	3	0	0	1	0	0	0	1	0	0	1	0	0	0	1	0	0
DILLE Benjamin 2b	4	2	1	1	0	0	0	2	0	0	0	0	0	0	0	0	0	3	4	1
DE QUINT Dennis ss	4	0	0	0	0	0	0	1	0	0	1	0	0	1	0	0	0	1	4	0
ROEVENS Robin 3b	5	2	1	2	0	0	1	1	0	0	0	0	0	2	0	0	0	1	2	0
BOERMANS Sam rf	3	1	0	0	0	0	0	1	0	0	1	0	0	2	0	1	0	1	0	1
POESMANS Axel c	4	2	2	2	0	1	0	1	0	0	0	0	0	0	0	0	0	7	0	0
VERHEYLEWEGHEN Jamie 1b	4	1	2	1	0	0	0	1	0	0	0	0	0	0	0	0	0	8	0	0
POESMANS Yves cf	2	1	0	0	0	0	0	2	0	0	0	1	0	1	0	0	0	4	0	0
DEVREESE Quentin dh	3	0	0	0	0	0	0	0	0	0	0	0	0	1	0	0	0	0	0	0
DE BRAUWER Zion ph	2	1	1	0	0	0	0	0	0	0	0	0	0	0	0	0	0	0	0	0
JANSSEN Drew p	0	0	0	0	0	0	0	0	0	0	0	0	0	0	0	0	0	0	1	0
VAN DEN BRANDEN Kenn p	0	0	0	0	0	0	0	0	0	0	0	0	0	0	0	0	0	0	0	0
Totals	36	11	9	9	0	1	2	9	0	0	3	1	0	8	0	1	0	26	11	2

Austria 12

PLAYER	AB	R	H	BI	2B	3B	HR	BB	SB	CS	HP	SH	SF	SO	IBB	KL	GDP	PO	A	E
SCHEICHER Moritz ss	4	4	2	0	1	0	0	1	0	0	0	0	0	1	0	0	0	0	2	0
ECKEL Philipp 2b	3	4	3	3	0	1	1	2	0	0	0	0	0	0	0	0	0	2	2	1
OBED Ferdinand lf	4	1	2	6	1	0	0	0	0	0	0	0	1	0	0	0	1	3	0	0
HACKL Sammy dh/c	4	1	1	3	0	0	1	0	0	0	0	0	0	0	0	0	0	1	0	0
BRENNER Phillip 1b	3	0	0	0	0	0	0	1	0	0	0	0	0	2	0	1	0	11	1	0
ALZINGER Richard rf	2	0	0	0	0	0	0	0	0	0	0	0	0	0	0	0	0	0	0	2
SALZMANN Benni ph	1	0	0	0	0	0	0	0	0	0	0	0	0	0	0	0	0	0	0	0
HACKL Mo p/p	0	0	0	0	0	0	0	0	0	0	0	0	0	0	0	0	0	0	0	0
SIMONSEN Jak p	0	0	0	0	0	0	0	0	0	0	0	0	0	0	0	0	0	0	1	0
DIAZ Julio ph	1	0	0	0	0	0	0	0	0	0	0	0	0	0	0	0	1	0	0	0
SCHADLER Nico p	0	0	0	0	0	0	0	0	0	0	0	0	0	0	0	0	0	0	0	0
MARIETTE Marcel 3b	4	0	0	0	0	0	0	0	0	0	0	0	0	0	0	0	0	1	4	1
WERNER Tobias c	2	0	0	0	0	0	0	0	0	0	0	0	0	1	0	0	0	6	1	0
STEMMER Georg rf	2	0	0	0	0	0	0	0	0	0	0	0	0	1	0	1	0	0	0	0
TALIR Dominik cf	3	2	2	0	0	0	1	0	1	0	0	0	1	0	0	0	0	2	0	0
KIEFER Tobias p	0	0	0	0	0	0	0	0	0	0	0	0	0	0	0	0	0	1	2	0
Totals	33	12	10	12	2	1	2	5	0	1	0	0	1	6	0	2	2	27	13	4

Belgium

	IP	H	R	ER	BB	SO	WP	HP	BK	IBB	SH	SF	2B	3B	HR	AB	BF	FO	GO	NP
JANSSEN Drew	6.2	6	8	7	3	6	1	0	0	0	0	1	1	1	1	24	28	6	6	111
VAN DEN BRANDEN Kenn L,0-1	2.0	4	4	4	2	0	0	0	0	0	0	0	1	0	1	9	11	3	2	37

Austria

	IP	H	R	ER	BB	SO	WP	HP	BK	IBB	SH	SF	2B	3B	HR	AB	BF	FO	GO	NP
KIEFER Tobias	6.0	3	4	0	5	7	2	1	0	0	0	0	0	0	0	22	28	3	8	109
HACKL Mo	1.0	3	4	4	3	1	0	1	0	0	0	0	0	0	1	6	10	0	2	48
SIMONSEN Jak	1.0	3	3	3	0	0	0	1	0	0	1	0	0	1	1	5	7	2	1	20
SCHADLER Nico W,1-0	1.0	0	0	0	1	0	0	0	0	0	0	0	0	0	3	4	2	1	17	

Umpires: HP-Jens Waider (GER), 1B-Tomislav Ozimec (CRO), 3B-Gabor Erdos (GBR)

Scorers: Fabio Zaccaria (ITA), Eleonora Vietti (ITA)

TC: Stephen Lesfargues (FRA)

Start: 11:00 Time: 3:00 Attendance: 70 Weather: Sunny - 21°

Game summary 3



Spain – Ukraine
15 – 0



Ukraine.....000 00 - 0 2 3
Spain.....471 12 - 15 21 1

Ukraine 0

PLAYER	AB	R	H	BI	2B	3B	HR	BB	SB	CS	HP	SH	SF	SO	IBB	KL	GDP	PO	A	E
KOSENKO Vladyslav cf	2	0	1	0	0	0	0	0	0	0	0	0	0	0	0	0	0	3	0	0
CHUKHAS Kostiantyn ss	1	0	0	0	0	0	0	1	0	0	0	0	0	0	0	0	0	0	1	1
BRECHKO Denys 3b	2	0	0	0	0	0	0	0	0	0	0	0	0	1	0	0	0	2	1	1
VELYKYI Illia c	2	0	0	0	0	0	0	0	0	0	0	0	0	1	0	0	1	1	0	0
LIMARENKO Dmytro dh	1	0	1	0	0	0	0	1	0	0	0	0	0	0	0	0	0	0	0	0
BOIKO Roman 2b	2	0	0	0	0	0	0	0	0	0	0	0	0	0	0	0	1	2	0	0
HVRYTISHVILI Heorhii rf	2	0	0	0	0	0	0	0	0	0	0	0	0	1	0	1	0	3	0	0
BOIKO Kostiantyn lf	1	0	0	0	0	0	0	0	0	0	0	0	0	0	0	0	0	2	0	0
TYKHONETS Serhii ph/lf	1	0	0	0	0	0	0	0	0	0	0	0	0	0	0	0	0	0	0	1
BOIKO Oleksii 1b	1	0	0	0	0	0	0	0	0	0	0	0	0	0	0	0	0	1	0	0
SHVETS Yurii ph/lb	1	0	0	0	0	0	0	0	0	0	0	0	0	0	0	0	0	0	0	0
SHTAPURA Sergii p	0	0	0	0	0	0	0	0	0	0	0	0	0	0	0	0	0	0	0	0
KHODAKOVSKYI Danyil p	0	0	0	0	0	0	0	0	0	0	0	0	0	0	0	0	0	0	0	0
BOIKO Andrii p	0	0	0	0	0	0	0	0	0	0	0	0	0	0	0	0	0	0	0	0
Totals	16	0	2	0	0	0	0	2	0	0	0	0	0	3	0	1	2	14	2	3

Spain 15

PLAYER	AB	R	H	BI	2B	3B	HR	BB	SB	CS	HP	SH	SF	SO	IBB	KL	GDP	PO	A	E
BELTRE Engel cf	3	2	2	1	1	0	0	0	0	0	0	0	0	0	0	0	0	2	0	0
DECENA Roibert ph/cf	2	0	2	1	0	0	0	0	0	0	0	0	0	0	0	0	0	1	0	0
VALERIO Edison ss	3	3	3	1	1	0	0	0	0	0	0	0	0	0	0	0	0	0	1	0
RONDON Edgar 2b	1	0	0	0	0	0	0	0	0	0	0	0	0	1	0	0	0	0	1	0
ANGULO Oscar 2b/ss	4	1	2	2	1	0	0	0	0	0	0	0	0	0	0	0	0	2	2	1
USTARIZ Jesus 1b	4	1	2	3	2	0	0	0	0	0	0	0	0	0	0	0	0	3	0	0
JIMENEZ Daniel lf	4	3	3	1	1	0	0	0	0	0	0	0	0	0	0	0	0	3	0	0
GALVAN Lesther rf	2	2	1	1	1	0	0	2	0	0	0	0	0	0	0	0	0	1	0	0
LINO Gabriel c	3	1	2	4	1	0	1	0	0	0	0	0	0	0	0	0	0	3	0	0
OCHOA Blake ph	1	0	0	0	0	0	0	0	0	0	0	0	0	0	0	0	0	0	0	0
FRANCO Yancarlo dh	4	1	3	1	0	0	0	0	0	0	0	0	0	0	0	0	0	0	0	0
RODRIGUEZ Leomartire 3b	4	1	1	0	1	0	0	0	0	0	0	0	0	0	0	0	0	0	0	0
SIERRA Carlos p	0	0	0	0	0	0	0	0	0	0	0	0	0	0	0	0	0	0	0	0
NaCAR Leslie p	0	0	0	0	0	0	0	0	0	0	0	0	0	0	0	0	0	0	0	0
HERNANDEZ Ricardo p	0	0	0	0	0	0	0	0	0	0	0	0	0	0	0	0	0	0	0	0
Totals	35	15	21	15	9	0	1	2	0	0	0	0	0	1	0	0	0	15	4	1

Ukraine

	IP	H	R	ER	BB	SO	WP	HP	BK	IBB	SH	SF	2B	3B	HR	AB	BF	FO	GO	NP
SHTAPURA Sergii L,0-1	1.0	8	7	6	0	0	0	0	0	0	0	0	5	0	0	11	11	2	0	32
KHODAKOVSKYI Danyil	2.2	10	6	6	1	1	1	0	0	0	0	0	4	0	1	18	19	6	1	56
BOIKO Andrii	1.0	3	2	2	1	0	0	0	0	0	0	0	0	0	0	6	7	3	0	23

Spain

	IP	H	R	ER	BB	SO	WP	HP	BK	IBB	SH	SF	2B	3B	HR	AB	BF	FO	GO	NP
SIERRA Carlos	3.0	2	0	0	1	2	0	0	0	0	0	0	0	0	0	10	11	5	1	38
NaCAR Leslie	1.0	0	0	0	1	1	1	0	0	0	0	0	0	0	0	3	4	0	1	22
HERNANDEZ Ricardo W,1-0	1.0	0	0	0	0	0	0	0	0	0	0	0	0	0	0	3	3	3	0	6

Umpires: HP-Mojmir Jankovic (SVK), 1B-Gabor Erdos (GBR), 3B-Tomislav Ozimec (CRO)

Scorers: Gianmarco Bedetti (ITA), Fabio Zaccaria (ITA), Eleonora Vietti (ITA)

TC: Jaroslav MIKA (CZE)

Start: 16:07 Time: 1:38 Attendance: 70 Weather: Partly cloudy - 23°C

Game summary 4

	Croatia – Germany 8 – 2	
--	--	--

Germany.....000 000 002 - 2 4 2
Croatia.....000 200 60X - 8 9 0

Germany 2

PLAYER	AB	R	H	BI	2B	3B	HR	BB	SB	CS	HP	SH	SF	SO	IBB	KL	GDP	PO	A	E
CARDOSO Marco 2b	5	0	1	0	0	0	0	0	1	0	0	0	0	3	0	0	0	2	2	0
LARRY Shawn rf	1	0	0	1	0	0	0	4	0	0	0	0	0	1	0	0	0	1	0	0
GuHRING Simon dh	4	0	2	0	0	0	0	0	0	0	0	0	0	0	0	0	1	0	0	0
STOCKLIN Lennard pr/dh	1	0	0	0	0	0	0	0	0	0	0	0	0	1	0	0	0	0	0	0
WEBER Danilo lf	3	0	0	0	0	0	0	0	0	0	0	0	0	3	0	1	0	0	0	0
HELMIG Lou ph/lf	2	0	0	0	0	0	0	0	0	0	0	0	0	1	0	0	0	0	0	0
AMON Pascal cf	4	0	0	0	0	0	0	0	0	0	0	0	0	3	0	0	0	5	0	2
SCHMIDT Alexander ss	3	1	1	0	1	0	0	1	0	0	0	0	0	1	0	0	0	1	1	0
BRENK Eric 3b	1	1	0	0	0	0	0	3	0	0	0	0	0	0	0	0	0	1	3	0
GRIMES David 1b	2	0	0	0	0	0	0	0	0	0	0	0	0	0	0	0	0	6	0	0
JAHN Lukas ph	1	0	0	0	0	0	0	0	0	0	0	0	0	0	0	0	0	0	0	0
VON GARßEN Elias 1b	0	0	0	0	0	0	0	1	0	0	0	0	0	0	0	0	0	2	1	0
WALTHER Yannic c	3	0	0	0	0	0	0	0	0	0	0	0	0	0	0	0	0	6	0	0
AHRENS Vincent ph	0	0	0	1	0	0	0	1	0	0	0	0	0	0	0	0	0	0	0	0
MARQUEZ Enorbel p	0	0	0	0	0	0	0	0	0	0	0	0	0	0	0	0	0	0	0	0
HoRGER Luca p	0	0	0	0	0	0	0	0	0	0	0	0	0	0	0	0	0	0	0	0
STEIGERT Samuel p	0	0	0	0	0	0	0	0	0	0	0	0	0	0	0	0	0	0	0	0
WILDENHAIN Yannick p	0	0	0	0	0	0	0	0	0	0	0	0	0	0	0	0	0	0	0	0
Totals	30	2	4	2	1	0	0	10	1	0	0	0	0	13	0	1	1	24	7	2

Croatia 8

PLAYER	AB	R	H	BI	2B	3B	HR	BB	SB	CS	HP	SH	SF	SO	IBB	KL	GDP	PO	A	E
GOJKOVIS Kruno 2b	3	1	0	0	0	0	0	1	0	0	0	0	0	1	0	1	0	1	0	0
HERRERA Jose ss	4	2	3	1	0	0	0	0	0	0	0	0	0	0	0	0	0	1	5	0
SMITH Philip c	4	1	1	3	0	0	1	0	0	0	0	0	0	1	0	1	0	12	1	0
TOMIS Andrija rf	4	1	1	0	0	0	0	0	0	0	0	0	0	0	0	0	0	2	0	0
GALES Slobodan cf	4	0	0	0	0	0	0	0	0	0	0	0	0	2	0	0	0	2	0	0
HORVATIS Antonio dh/p	4	1	2	1	1	0	0	0	0	0	0	0	0	0	0	0	0	0	0	0
JONES Andrew lf	4	1	1	0	0	0	0	0	0	0	0	0	0	1	0	0	0	1	0	0
RUMORA Petar Jure 1b	3	0	1	2	1	0	0	0	0	0	0	0	0	1	0	1	0	5	2	0
JURISIS Petar pr	0	1	0	0	0	0	0	0	0	0	0	0	0	0	0	0	0	0	0	0
MANOJLOV Mario 1b	1	0	0	0	0	0	0	0	0	0	0	0	0	0	0	0	0	0	0	0
KRSOLOVIC Ronald Ant 3b	2	0	0	0	0	0	0	0	0	0	0	1	0	0	0	0	0	1	0	0
DIAZ Jose p	0	0	0	0	0	0	0	0	0	0	0	0	0	0	0	0	0	2	0	0
KRUHEK Nino p	0	0	0	0	0	0	0	0	0	0	0	0	0	0	0	0	0	0	0	0
Totals	33	8	9	7	2	0	1	1	0	0	0	1	0	6	0	3	0	27	8	0

Germany

	IP	H	R	ER	BB	SO	WP	HP	BK	IBB	SH	SF	2B	3B	HR	AB	BF	FO	GO	NP
MARQUEZ Enorbel L,0-1	6.0	7	5	4	0	6	0	0	0	0	0	0	2	0	0	26	26	6	6	94
HoRGER Luca	0.1	2	3	3	1	0	0	0	0	0	1	0	0	0	1	2	4	0	1	15
STEIGERT Samuel	0.2	0	0	0	0	0	0	0	0	0	0	0	0	0	2	2	0	2	6	
WILDENHAIN Yannick	1.0	0	0	0	0	0	0	0	0	0	0	0	0	0	3	3	3	0	10	

Croatia

	IP	H	R	ER	BB	SO	WP	HP	BK	IBB	SH	SF	2B	3B	HR	AB	BF	FO	GO	NP
DIAZ Jose W,1-0	8.0	3	0	0	6	10	0	0	0	0	0	0	0	0	0	26	32	7	6	127
KRUHEK Nino	0.0	1	2	2	3	0	0	0	0	0	0	0	1	0	0	1	4	0	0	20
HORVATIS Antonio	1.0	0	0	0	1	3	0	0	0	0	0	0	0	0	3	4	0	0	21	

Umpires: HP-Marco Taurelli (ITA), 1B-Jiri KROUPA (CZE), 3B-Alessandro Spera (ITA)

Scorers: Anita Manca (ITA), Marco Rocci (ITA), Stefano Burlini (ITA)

TC: Paul BOKERN (NED)

Start: 10:42 Time: 2:40 Attendance: 0 Weather: Sunny - 20°C

Game summary 5



Israel – Russia 2 – 1



Russia.....000 100 000 0 - 1 4 1
 Israel.....000 001 000 1 - 2 5 2

Russia 1

PLAYER	AB	R	H	BI	2B	3B	HR	BB	SB	CS	HP	SH	SF	SO	IBB	KL	GDP	PO	A	E
CASTILLO VELAZQUEZ D ss	3	1	2	0	0	0	0	0	0	0	0	1	0	1	0	1	0	0	0	0
MONAKHOV MAXIM cf	4	0	0	0	0	0	0	0	0	0	0	0	0	1	0	0	0	0	0	0
SOLER HINOJOSA GEIDY rf	3	0	1	1	1	0	0	1	0	0	0	0	0	1	1	0	0	0	0	0
VALIENTE LUIS YUNIOR 2b	3	0	0	0	0	0	0	1	0	0	0	0	0	0	0	0	1	0	0	0
PERES NUNES IAN ALEK 1b	4	0	0	0	0	0	0	0	0	0	0	0	0	1	0	0	2	0	0	0
VASILEV VIACHESLAV lf	4	0	0	0	0	0	0	0	0	0	0	0	0	2	0	1	0	0	0	0
BULTE PINYA FRANK AN 3b	3	0	0	0	0	0	0	0	0	0	0	0	0	0	0	0	0	0	0	0
BOLGOV ALEXANDER dh	2	0	0	0	0	0	0	0	0	0	0	0	0	1	0	0	0	0	0	0
CHERMOSHENTSEV KIRIL ph/dh	1	0	0	0	0	0	0	0	0	0	0	0	0	1	0	0	0	0	0	0
MONAKHOV NIKITA c	3	0	1	0	0	0	0	0	0	0	0	0	0	0	0	0	0	0	0	0
LOBANOV ANDREI p	0	0	0	0	0	0	0	0	0	0	0	0	0	0	0	0	0	0	0	0
BALAN PETR p	0	0	0	0	0	0	0	0	0	0	0	0	0	0	0	0	0	0	0	0
RODRIGUEZ TELLES ADR p	0	0	0	0	0	0	0	0	0	0	0	0	0	0	0	0	0	0	0	0
Totals	30	1	4	1	1	0	0	2	0	0	0	1	0	8	1	2	3	0	0	0

Israel 2

PLAYER	AB	R	H	BI	2B	3B	HR	BB	SB	CS	HP	SH	SF	SO	IBB	KL	GDP	PO	A	E
KELLY Ty ss	4	1	2	0	0	0	0	0	1	0	0	0	0	1	0	1	0	0	0	0
PALLER Rob cf	3	0	1	0	0	0	0	1	0	0	0	0	0	2	0	1	0	0	0	0
GLASSER Mitch 2b	2	0	1	1	0	0	0	1	0	0	0	1	0	0	0	0	0	0	0	0
WANGER Ben 1b	3	0	0	0	0	0	0	1	0	0	0	0	0	3	0	3	0	0	0	0
LOWENGART Assaf 3b	4	0	0	0	0	0	0	0	0	0	0	0	0	3	0	1	1	0	0	0
PETRUSHKA Jordan rf	4	1	1	0	0	0	0	0	0	0	0	0	0	2	0	0	0	0	0	0
GOLDNER Itai dh	4	0	0	0	0	0	0	0	0	0	0	0	0	2	0	2	0	0	0	0
IBN EZRA David lf	3	0	0	0	0	0	0	0	0	0	0	0	0	1	0	0	0	0	0	0
KATZ Ophir ph	1	0	0	0	0	0	0	0	0	0	0	0	0	0	0	0	0	0	0	0
EREL Tal c	4	0	0	0	0	0	0	0	0	0	0	0	0	1	0	0	0	0	0	0
WAGMAN Joey p	0	0	0	0	0	0	0	0	0	0	0	0	0	0	0	0	0	0	0	0
SHARABI DJ p	0	0	0	0	0	0	0	0	0	0	0	0	0	0	0	0	0	0	0	0
ROSSMAN Charles p	0	0	0	0	0	0	0	0	0	0	0	0	0	0	0	0	0	0	0	0
Totals	32	2	5	1	0	0	0	3	1	0	0	1	0	15	0	8	1	0	0	0

Russia	IP	H	R	ER	BB	SO	WP	HP	BK	IBB	SH	SF	2B	3B	HR	AB	BF	FO	GO	NP
LOBANOV ANDREI	7.0	4	1	1	2	10	0	0	0	0	1	0	0	0	0	23	26	5	5	105
BALAN PETR	1.0	1	0	0	1	2	0	0	0	0	0	0	0	0	0	4	5	0	1	22
RODRIGUEZ TELLES ADR L,0-1	1.1	0	1	0	0	3	0	0	1	0	0	0	0	0	0	5	5	1	1	16

Israel	IP	H	R	ER	BB	SO	WP	HP	BK	IBB	SH	SF	2B	3B	HR	AB	BF	FO	GO	NP
WAGMAN Joey	8.0	3	1	1	1	7	0	0	0	0	0	0	1	0	0	25	26	6	8	91
SHARABI DJ	0.1	1	0	0	1	0	0	0	0	1	1	0	0	0	0	2	4	0	1	9
ROSSMAN Charles W,1-0	1.2	0	0	0	0	1	0	0	0	0	0	0	0	0	0	3	3	0	2	14

Umpires: HP-Martijn BOSSCHAART (NED), 1B-Oswald Tscharf (AUT), 3B-Sergio Radice (ITA)
 Scorers: Stephanie Winkler (GER), Anita Manca (ITA)
 TC: Bohumil Bilek (CZE)
 Start: 20:31 Time: 2:38 Attendance: 75 Weather: Clear - 27°C

Game summary 6



Great Britain – France
7 – 2



France.....000 010 010 - 2 3 2
Great Britain.....012 002 20X - 7 7 1

France 2

PLAYER	AB	R	H	BI	2B	3B	HR	BB	SB	CS	HP	SH	SF	SO	IBB	KL	GDP	PO	A	E
JIMINIAN Leo cf	4	0	0	0	0	0	0	0	0	0	0	0	0	1	0	0	1	1	0	0
PAULA Jose-Andres lf	2	1	0	0	0	0	0	1	1	0	1	0	0	1	0	0	0	0	1	0
DELOGU Luis dh	4	0	0	0	0	0	0	0	0	0	0	0	0	3	0	1	0	0	0	0
PAZ Andy c	4	0	1	1	1	0	0	0	0	0	0	0	0	1	0	0	0	12	1	0
BROWN Felix ss	3	0	0	0	0	0	0	1	1	0	0	0	0	2	0	0	0	1	3	1
DAGNEAU Bastien rf	2	0	0	0	0	0	0	1	0	0	0	0	0	1	0	0	0	2	0	0
BROSSIER Paolo rf	1	0	0	0	0	0	0	0	0	0	0	0	0	1	0	0	0	0	0	0
PATRICE Daniel 1b	4	1	1	0	0	0	0	0	0	1	0	0	0	2	0	1	0	4	1	0
BRAINVILLE Louis 3b	4	0	1	1	0	0	0	0	0	0	0	0	0	2	0	2	0	1	0	0
SOLIVERES Nolan 2b	1	0	0	0	0	0	0	1	0	0	1	0	0	0	0	0	0	2	4	1
OZANICH Owen p	0	0	0	0	0	0	0	0	0	0	0	0	0	0	0	0	0	0	0	0
MOORE Eric p	0	0	0	0	0	0	0	0	0	0	0	0	0	0	0	0	0	1	0	0
DE LA ROSA Franklin p	0	0	0	0	0	0	0	0	0	0	0	0	0	0	0	0	0	0	0	0
CLARA Robyn p	0	0	0	0	0	0	0	0	0	0	0	0	0	0	0	0	0	0	0	0
COSTE Gedeon p	0	0	0	0	0	0	0	0	0	0	0	0	0	0	0	0	0	0	0	0
Totals	29	2	3	2	1	0	0	4	2	1	2	0	0	14	0	4	1	24	10	2

Great Britain 7

PLAYER	AB	R	H	BI	2B	3B	HR	BB	SB	CS	HP	SH	SF	SO	IBB	KL	GDP	PO	A	E
BLACKSTONE Kent 2b	4	1	1	2	1	0	0	0	1	0	1	0	0	1	0	0	0	0	3	1
RINCONES JR. Gabriel dh	4	1	0	0	0	0	0	1	0	0	0	0	0	2	0	1	0	0	0	0
ANDREWS Benjamin 3b	3	0	0	0	0	0	0	1	0	1	0	0	0	2	0	0	0	0	1	0
CROSBY Alex 1b	4	1	1	0	1	0	0	0	0	0	0	0	0	0	0	0	0	6	1	0
CHRISTOPHER Shamoy c	2	1	1	0	1	0	0	1	0	0	1	0	0	0	0	0	0	14	1	0
KERRY Grant rf	4	1	2	4	0	0	1	0	0	0	0	0	0	2	0	1	0	3	0	0
SINGH Aaron ss	2	0	1	0	0	0	0	1	0	0	1	0	0	0	0	0	0	2	1	0
DAWSON Kennard lf	4	1	1	1	0	1	0	0	0	0	0	0	0	1	0	0	1	0	0	0
THOMAS Nateshon cf	3	1	0	0	0	0	0	0	0	0	1	0	0	3	0	0	0	2	0	0
WEBB Alexander p	0	0	0	0	0	0	0	0	0	0	0	0	0	0	0	0	0	0	0	0
SABISTON Liam p	0	0	0	0	0	0	0	0	0	0	0	0	0	0	0	0	0	0	0	0
MOSIER Fred p	0	0	0	0	0	0	0	0	0	0	0	0	0	0	0	0	0	0	0	0
MESSER Christopher p	0	0	0	0	0	0	0	0	0	0	0	0	0	0	0	0	0	0	0	0
Totals	30	7	7	7	3	1	1	4	1	1	4	0	0	11	0	2	1	27	7	1

France

	IP	H	R	ER	BB	SO	WP	HP	BK	IBB	SH	SF	2B	3B	HR	AB	BF	FO	GO	NP
OZANICH Owen L,0-1	3.0	3	3	3	4	5	0	2	0	0	0	0	1	0	0	11	17	2	1	72
MOORE Eric	2.2	2	2	2	0	3	0	1	0	0	0	0	1	1	0	10	11	1	4	36
DE LA ROSA Franklin	0.2	2	2	2	0	1	0	0	0	0	0	0	1	0	1	5	5	0	0	15
CLARA Robyn	0.2	0	0	0	0	0	0	1	0	0	0	0	0	0	0	1	2	0	1	5
COSTE Gedeon	1.0	0	0	0	0	2	0	0	0	0	0	0	0	0	0	3	3	1	0	13

Great Britain

	IP	H	R	ER	BB	SO	WP	HP	BK	IBB	SH	SF	2B	3B	HR	AB	BF	FO	GO	NP
WEBB Alexander	4.2	2	1	0	3	6	0	1	1	0	0	0	0	0	0	15	19	5	2	78
SABISTON Liam W,1-0	2.1	0	0	0	1	3	0	0	0	0	0	0	0	0	0	7	8	1	3	33
MOSIER Fred	1.0	1	1	1	0	2	1	1	0	0	0	0	1	0	0	4	5	1	0	17
MESSER Christopher	1.0	0	0	0	0	3	0	0	0	0	0	0	0	0	0	3	3	0	0	19

Umpires: HP-DMITRY KOBZEV (RUS), 1B-Vladimir Richter (CZE), 3B-Tony Jones (FIN)

Scorers: Stefano Burlini (ITA), Gianmarco Bedetti (ITA)

TC: Marco Screti (ITA)

Start: 20:35 Time: 2:47 Attendance: 150 Weather: Partly cloudy 22° C

Game summary 7

the Netherlands – Slovakia
11 – 0



Slovakia.....000 000 0 - 0 3 2
Netherlands.....106 211 X - 11 13 0

Slovakia 0

PLAYER	AB	R	H	BI	2B	3B	HR	BB	SB	CS	HP	SH	SF	SO	IBB	KL	GDP	PO	A	E
BRUNEGRAF Martin 2b	3	0	1	0	0	0	0	0	0	0	0	0	0	2	0	0	0	1	2	0
BISKOROVAJNY Tomas cf	2	0	0	0	0	0	0	1	0	0	0	0	0	2	0	1	0	3	0	0
GOTTCHALL Mario c	3	0	1	0	0	0	0	0	0	0	0	0	0	2	0	0	0	4	0	0
LUKASKA Martin rf	2	0	0	0	0	0	0	1	0	0	0	0	0	2	0	0	0	3	1	0
HORASEK Jakub lf	2	0	0	0	0	0	0	1	0	0	0	0	0	2	0	0	0	2	0	0
ESMIR Michal 3b	3	0	0	0	0	0	0	0	0	0	0	0	0	2	0	0	0	0	1	0
PUSKAR Michal 1b	3	0	0	0	0	0	0	0	0	0	0	0	0	2	0	1	1	5	0	0
ISOLD Jakub dh/p	2	0	1	0	1	0	0	0	0	0	0	0	0	1	0	1	0	0	0	0
ZACKO Adam p	0	0	0	0	0	0	0	0	0	0	0	0	0	0	0	0	0	0	0	0
NOGA Michal ph	1	0	0	0	0	0	0	0	0	0	0	0	0	1	0	1	0	0	0	0
PAKSI Denis ss	2	0	0	0	0	0	0	1	1	0	0	0	0	2	0	1	0	0	4	2
VYKOUKAL Marko p	0	0	0	0	0	0	0	0	0	0	0	0	0	0	0	0	0	0	0	0
SILAVY Lukas p	0	0	0	0	0	0	0	0	0	0	0	0	0	0	0	0	0	0	0	0
KOSNA Jaroslav p	0	0	0	0	0	0	0	0	0	0	0	0	0	0	0	0	0	0	0	0
Totals	23	0	3	0	1	0	0	4	1	0	0	0	0	18	0	5	1	18	8	2

Netherlands 11

PLAYER	AB	R	H	BI	2B	3B	HR	BB	SB	CS	HP	SH	SF	SO	IBB	KL	GDP	PO	A	E
TROMP Jiandido lf	5	0	1	0	0	0	0	0	0	0	0	0	0	1	0	0	0	1	0	0
BERNADINA Roger cf	3	2	1	0	0	0	0	1	2	0	1	0	0	0	0	0	0	0	0	0
DIDDER Ray-Patrick rf	2	2	0	0	0	0	0	0	0	0	2	0	0	0	0	0	0	0	0	0
PROFAR Juremi 1b	3	1	1	0	0	0	0	1	0	0	0	0	0	0	0	0	0	1	1	0
SCHOOP Sharlon 2b	2	2	1	0	0	0	0	1	0	0	0	0	0	0	0	0	0	0	0	0
DAAL Calten ph/2b	1	0	1	1	0	0	0	0	0	0	0	0	0	0	0	0	0	0	0	0
KEMP Dwayne dh	3	2	2	1	1	0	0	0	0	0	0	0	0	1	0	0	0	0	0	0
RICHARDSON Denzel ph/dh	1	0	0	0	0	0	0	0	0	0	0	0	0	1	0	0	0	0	0	0
MARTINA Junior 3b	4	1	2	4	1	0	0	0	0	0	0	0	0	0	0	0	0	0	0	0
RICARDO Dashenko c	4	0	2	1	0	0	0	0	0	0	0	0	0	0	0	0	0	18	0	0
POLONIUS John ss	4	1	2	0	1	0	0	0	0	0	0	0	0	0	0	0	0	1	1	0
HUIJER Lars p	0	0	0	0	0	0	0	0	0	0	0	0	0	0	0	0	0	0	0	0
BOLSENBROEK Mike p	0	0	0	0	0	0	0	0	0	0	0	0	0	0	0	0	0	0	0	0
GONESH Jayden p	0	0	0	0	0	0	0	0	0	0	0	0	0	0	0	0	0	0	0	0
COCU Raf p	0	0	0	0	0	0	0	0	0	0	0	0	0	0	0	0	0	0	0	0
GROEN Mike p	0	0	0	0	0	0	0	0	0	0	0	0	0	0	0	0	0	0	0	0
Totals	32	11	13	7	3	0	0	3	2	0	3	0	0	3	0	0	0	21	2	0

Slovakia

	IP	H	R	ER	BB	SO	WP	HP	BK	IBB	SH	SF	2B	3B	HR	AB	BF	FO	GO	NP
VYKOUKAL Marko L,0-1	2.0	1	1	0	1	2	0	1	0	0	0	0	0	0	0	8	10	2	2	37
SILAVY Lukas	0.0	0	4	4	2	0	2	2	0	0	0	0	0	0	0	0	4	0	0	18
KOSNA Jaroslav	2.0	7	4	4	0	2	0	0	0	0	0	0	2	0	0	13	13	4	2	31
ISOLD Jakub	1.0	3	1	1	0	1	0	0	0	0	0	0	0	0	0	6	6	1	1	19
ZACKO Adam	1.0	2	1	0	0	0	0	0	0	0	0	0	1	0	0	5	5	1	1	21

Netherlands

	IP	H	R	ER	BB	SO	WP	HP	BK	IBB	SH	SF	2B	3B	HR	AB	BF	FO	GO	NP
HUIJER Lars	1.0	1	0	0	0	3	0	0	0	0	0	0	0	0	0	4	4	0	0	19
BOLSENBROEK Mike W,1-0	1.0	0	0	0	0	2	0	0	0	0	0	0	0	0	0	3	3	1	0	13
GONESH Jayden	2.0	1	0	0	3	4	0	0	0	0	0	0	0	0	0	6	9	0	1	43
COCU Raf	1.2	1	0	0	1	5	0	0	0	0	0	0	1	0	0	6	7	0	0	36
GROEN Mike	1.1	0	0	0	0	4	0	0	0	0	0	0	0	0	0	4	4	0	0	15

Umpires: HP-Cuahtémoc Suárez (ESP), 1B-Alessandro Spera (ITA), 3B-Jiri KROUPA (CZE)

Scorers: Marco Rocci (ITA), Stephanie Winkler (GER)

TC: Christian Posny (GER)

Start: 15:32 Time: 2:14 Attendance: 60 Weather: Sunny, 28°

Game summary 8



Sweden – Czech Republic 1 – 6



Czech Republic.....001 200 030 - 6 9 0
Sweden.....001 000 000 - 1 5 1

Czech Republic 6

PLAYER	AB	R	H	BI	2B	3B	HR	BB	SB	CS	HP	SH	SF	SO	IBB	KL	GDP	PO	A	E
SCHNEIDER Martin ss	5	0	0	0	0	0	0	0	0	0	0	0	0	1	0	0	0	2	0	0
HEJMA Matsj cf	4	1	2	3	0	0	1	0	1	0	1	0	0	0	0	0	0	3	0	0
MALiK Jakub dh	4	0	1	0	0	0	0	0	0	0	1	0	0	1	0	1	0	0	0	0
SECH Petr c	4	0	0	0	0	0	0	1	0	0	0	0	0	0	0	0	0	6	0	0
MUSiK Martin 1b	4	0	0	0	0	0	0	0	0	0	0	0	0	0	0	0	0	4	1	0
MENSiK Matsj ph	1	0	0	0	0	0	0	0	0	0	0	0	0	0	0	0	0	0	0	0
CHROUST Psemek 1b	0	0	0	0	0	0	0	0	0	0	0	0	0	0	0	0	0	2	0	0
MENSiK VojtSch 3b	3	2	2	0	1	0	0	0	0	0	1	1	0	0	0	0	0	1	3	0
CHLUP Marek rf	3	2	3	1	2	0	0	0	0	0	1	0	0	0	0	0	0	4	0	0
HAJTMAR Adam lf	3	0	0	0	0	0	0	0	0	0	0	1	0	1	0	1	0	1	0	0
HAJTMAR Jakub 2b	4	1	1	1	0	0	0	0	1	0	0	0	0	0	0	0	0	3	0	0
BOKAJ Boris p	0	0	0	0	0	0	0	0	0	0	0	0	0	0	0	0	0	1	1	0
NOVaK Jan p	0	0	0	0	0	0	0	0	0	0	0	0	0	0	0	0	0	0	0	0
Totals	35	6	9	5	3	0	1	1	2	0	4	2	0	3	0	2	0	27	5	0

Sweden 1

PLAYER	AB	R	H	BI	2B	3B	HR	BB	SB	CS	HP	SH	SF	SO	IBB	KL	GDP	PO	A	E
JOHNSON Joel cf	4	0	0	0	0	0	0	0	0	0	0	0	0	2	0	0	0	4	0	0
JOHNSON Daniel ss	4	0	1	1	0	0	0	0	0	0	0	0	0	0	0	0	0	0	2	0
PAULICH Thomas 3b	4	0	0	0	0	0	0	0	0	0	0	0	0	0	0	0	0	1	6	0
MELIN Niklas dh	4	0	2	0	0	0	0	0	0	0	0	0	0	0	0	0	0	0	0	0
BACKSTRoM Leonard 1b	1	0	0	0	0	0	0	0	0	0	0	0	0	0	0	0	0	5	0	1
JERFSTEN Oskar c	2	0	0	0	0	0	0	0	0	0	0	0	0	1	0	0	0	1	0	0
BRANDT Trolle 2b	3	0	0	0	0	0	0	0	0	0	0	0	0	0	0	0	0	1	1	0
JOHANNESSEN Peter lf	3	0	0	0	0	0	0	0	0	0	0	0	0	0	0	0	0	2	0	0
MELENDEZ Markus c/lb	3	1	1	0	0	0	0	0	0	0	0	0	0	2	0	1	0	11	0	0
KLARBERG Johan rf	3	0	1	0	0	0	0	0	0	0	0	0	0	0	0	0	0	2	0	0
SYReN Jakob p	0	0	0	0	0	0	0	0	0	0	0	0	0	0	0	0	0	0	3	0
HOPKINS Julius p	0	0	0	0	0	0	0	0	0	0	0	0	0	0	0	0	0	0	0	0
PARGAS Moisses p	0	0	0	0	0	0	0	0	0	0	0	0	0	0	0	0	0	0	0	0
Totals	31	1	5	1	0	0	0	0	0	0	0	0	0	5	0	1	0	27	12	1

Czech Republic

	IP	H	R	ER	BB	SO	WP	HP	BK	IBB	SH	SF	2B	3B	HR	AB	BF	FO	GO	NP
BOKAJ Boris W,1-0	7.0	5	1	1	0	3	0	0	0	0	0	0	0	0	0	25	25	12	5	75
NOVaK Jan	2.0	0	0	0	0	2	0	0	0	0	0	0	0	0	0	6	6	4	0	22

Sweden

	IP	H	R	ER	BB	SO	WP	HP	BK	IBB	SH	SF	2B	3B	HR	AB	BF	FO	GO	NP
SYReN Jakob L,0-1	6.0	6	3	3	1	2	2	2	0	0	2	0	2	0	1	23	28	4	12	74
HOPKINS Julius	2.0	3	3	3	0	1	0	2	1	0	0	0	1	0	0	9	11	5	0	45
PARGAS Moisses	1.0	0	0	0	0	0	0	0	0	0	0	0	0	0	0	3	3	2	1	12

Umpires: HP-Serge Makouchetchev (FRA), 1B-Christopher Feuerecker (GER), 3B-Edwin LOUISA (NED)
Scorers: Alessandro Meli (ITA), Bruna Beltrando (ITA), Angelo Pesenti (ITA)
TC: Frantisek Bunta (SVK)
Start: 10:06 Time: 2:18 Attendance: 150 Weather: Sunny 21°

Game summary 9



Belgium – Italy
3 – 14



Italy.....111 401 6 - 14 12 0
Belgium.....000 300 0 - 3 6 2

Italy 14

PLAYER	AB	R	H	BI	2B	3B	HR	BB	SB	CS	HP	SH	SF	SO	IBB	KL	GDP	PO	A	E
GONZALEZ Noel rf	3	2	0	0	0	0	0	2	0	0	0	0	0	0	0	0	1	2	0	0
FERRINI Leo 3b	4	3	2	0	1	0	0	1	2	0	0	0	0	0	0	0	0	0	0	0
PIZZANO Dario lf	4	2	2	3	1	0	0	1	0	0	0	0	0	0	0	0	0	1	0	0
FRISCIA Vito 1b	1	2	1	2	1	0	0	3	0	0	0	0	1	0	0	0	0	7	0	0
MINEO Alberto c	4	1	3	7	0	1	1	0	0	0	0	0	1	0	0	0	0	8	1	0
LIBERATORE Ernesto dh	5	1	1	0	1	0	0	0	0	0	0	0	0	1	0	0	0	0	0	0
CELLI Federico cf	3	0	1	0	0	0	0	1	0	0	0	0	0	0	0	0	0	1	0	0
EPIFANO Erick ss	3	1	1	0	0	0	0	0	0	0	1	0	0	1	0	0	0	1	2	0
MERCURI Mattia 2b	2	2	1	1	0	0	0	1	0	0	0	0	1	0	0	0	0	1	4	0
DA SILVA Tiago p	0	0	0	0	0	0	0	0	0	0	0	0	0	0	0	0	0	0	0	0
PALUMBO Angelo p	0	0	0	0	0	0	0	0	0	0	0	0	0	0	0	0	0	0	0	0
BOCCHI Matteo p	0	0	0	0	0	0	0	0	0	0	0	0	0	0	0	0	0	0	0	0
Totals	29	14	12	13	4	1	1	9	2	0	1	0	3	2	0	0	1	21	7	0

Belgium 3

PLAYER	AB	R	H	BI	2B	3B	HR	BB	SB	CS	HP	SH	SF	SO	IBB	KL	GDP	PO	A	E
GOFFAUX Benjamin 2b	4	0	0	0	0	0	0	0	0	0	0	0	0	2	0	0	0	1	2	0
JANSSSEN Drew dh	3	1	2	0	0	0	0	1	1	0	0	0	0	0	0	0	0	0	0	0
DEVREESE Quentin pr	0	0	0	0	0	0	0	0	0	0	0	0	0	0	0	0	0	0	0	0
DE QUINT Dennis ss	2	1	1	0	0	0	0	2	0	0	0	0	0	1	0	0	0	3	2	0
POESMANS Axel c	2	1	1	1	1	0	0	1	0	0	0	0	0	1	0	0	0	2	0	1
HEYMANS Arthur ph	1	0	0	0	0	0	0	0	0	0	0	0	0	0	0	0	0	0	0	0
ROEVENS Robin 3b	3	0	0	1	0	0	0	0	0	0	0	0	0	0	0	0	0	3	0	0
VERSPREET Xander ph	1	0	0	0	0	0	0	0	0	0	0	0	0	0	0	0	0	0	0	0
BOERMANS Sam rf	3	0	0	1	0	0	0	0	0	0	0	0	0	1	0	0	0	3	0	1
VERHEYLEWEGHEN Jamie 1b	3	0	1	0	0	0	0	0	0	0	0	0	0	1	0	1	0	6	0	0
POESMANS Yves cf	2	0	1	0	0	0	0	1	0	0	0	0	0	1	0	0	0	3	0	0
JOOSSENS Matthew lf	2	0	0	0	0	0	0	0	0	0	0	0	0	2	0	0	0	0	0	0
DE BRAUWER Zion ph/lf	1	0	0	0	0	0	0	0	0	0	0	0	0	0	0	0	0	0	0	0
VERSPREET Brendan p	0	0	0	0	0	0	0	0	0	0	0	0	0	0	0	0	0	0	0	0
OBERTO SILVA Tomasz p	0	0	0	0	0	0	0	0	0	0	0	0	0	0	0	0	0	0	0	0
LARRINAGA OCAMPO Jos p	0	0	0	0	0	0	0	0	0	0	0	0	0	0	0	0	0	0	0	0
BALLARDINI Lino p	0	0	0	0	0	0	0	0	0	0	0	0	0	0	0	0	0	0	0	0
HENDRICKX Zane p	0	0	0	0	0	0	0	0	0	0	0	0	0	0	0	0	0	0	1	0
Totals	27	3	6	3	1	0	0	5	1	0	0	0	0	9	0	1	0	21	5	2

Italy

	IP	H	R	ER	BB	SO	WP	HP	BK	IBB	SH	SF	2B	3B	HR	AB	BF	FO	GO	NP
DA SILVA Tiago	4.0	5	3	3	1	6	0	0	1	0	0	0	1	0	0	17	18	2	4	56
PALUMBO Angelo W,1-0	2.0	1	0	0	2	3	0	0	0	0	0	0	0	0	0	7	9	2	1	40
BOCCHI Matteo	1.0	0	0	0	2	0	0	0	0	0	0	0	0	0	0	3	5	2	1	29

Belgium

	IP	H	R	ER	BB	SO	WP	HP	BK	IBB	SH	SF	2B	3B	HR	AB	BF	FO	GO	NP
VERSPREET Brendan L,0-1	2.0	3	2	2	1	1	0	0	1	0	0	1	2	0	0	8	10	4	1	37
OBERTO SILVA Tomasz	1.1	3	3	3	2	0	1	0	0	0	0	1	0	0	0	6	9	3	1	37
LARRINAGA OCAMPO Jos	1.2	2	2	2	3	0	0	0	0	0	0	0	1	0	0	6	9	3	1	28
BALLARDINI Lino	1.2	4	7	7	3	1	0	1	0	0	0	1	2	0	1	8	13	3	1	48
HENDRICKX Zane	0.1	0	0	0	0	0	0	0	0	0	0	0	0	0	0	1	1	0	1	4

Umpires: HP-Tomislav Ozimec (CRO), 1B-Winfried BERKVEN (NED), 3B-Mojmir Jankovic (SVK)

Scorers: Gianmarco Bedetti (ITA), Anita Manca (ITA)

TC: Bohumil Bilek (CZE)

Start: 20:40 Time: 3:00 Attendance: 550 Weather: Clear - 28°C

Game summary 10

	Greece – Austria 14 – 13	
--	---	--

Austria.....010 000 330 501 - 13 14 4
Greece.....010 001 032 502 - 14 17 0

Austria 13

PLAYER	AB	R	H	BI	2B	3B	HR	BB	SB	CS	HP	SH	SF	SO	IBB	KL	GDP	PO	A	E
SCHEICHER Moritz ss/p/ss	6	0	1	3	0	0	0	0	0	0	0	0	1	1	0	0	0	1	4	0
ECKEL Philipp 2b/lb	5	1	2	1	1	0	1	1	0	0	0	0	0	1	0	1	0	0	3	0
SCHADLER Nico p/p	0	0	0	0	0	0	0	0	0	0	0	0	0	0	0	0	0	0	1	0
OBED Ferdinand lf	6	1	0	0	0	0	0	0	0	0	0	0	0	1	0	0	0	2	1	0
HACKL Sammy c	6	2	2	0	1	0	0	0	0	0	0	0	1	0	0	0	0	10	2	0
SALZMANN Benni dh/2b	5	2	2	0	0	0	1	0	0	0	0	0	1	0	0	0	0	1	0	0
BRENNER Phillip lb	3	0	0	0	0	0	0	0	0	0	0	0	0	3	0	1	0	6	1	0
ZIMMERLE Felix ph/lb/3b/lb	3	3	2	1	0	0	0	0	0	0	0	0	1	0	0	0	0	1	0	1
STEMMER Georg rf	4	3	2	2	1	0	0	1	0	0	1	0	0	2	0	0	0	2	0	1
MARIETTE Marcel 3b/ss/3b	3	1	2	3	0	0	0	0	1	0	1	1	1	0	0	0	0	4	0	0
TALIR Dominik cf	5	0	1	2	0	0	0	0	0	0	0	0	1	2	0	1	0	8	0	1
TOMSICH Christian p	0	0	0	0	0	0	0	0	0	0	0	0	0	0	0	0	0	0	2	1
Totals	46	13	14	12	3	0	1	3	1	0	2	1	3	13	0	3	0	35	14	4

Greece 14

PLAYER	AB	R	H	BI	2B	3B	HR	BB	SB	CS	HP	SH	SF	SO	IBB	KL	GDP	PO	A	E
TORRES HONDRO cf	5	2	2	0	0	0	0	2	0	0	0	0	0	0	0	0	0	6	0	0
ROULIS Tom ss	7	0	0	0	0	0	0	0	0	0	0	0	0	1	0	1	0	2	0	0
KOURTIS Dimitrios 3b/p	6	2	2	4	0	0	1	0	0	0	1	0	0	1	0	0	0	0	0	0
SECHOPOULOS ARI rf/lb	7	3	3	0	2	0	0	0	0	0	0	0	0	0	0	0	0	3	1	0
HALAMANDARIS NICK lb	4	1	3	0	1	0	0	1	0	0	0	0	0	0	0	0	0	4	0	0
TSIFLIKIOTIS George pr/2b/3b	1	1	0	0	0	0	0	0	0	0	0	0	0	0	0	0	0	0	0	0
TORRES Antonio c	6	2	3	4	0	0	0	0	0	0	0	0	0	2	0	0	0	15	0	0
NEOPHYTOU PAUL JAMES lf	4	0	1	1	0	0	0	0	0	0	1	0	0	0	0	0	0	3	0	0
KALIVAS JOHN lf	1	2	0	0	0	0	0	0	0	0	0	0	0	1	0	1	0	0	0	0
LOMIS JIMMY dh	5	0	2	2	0	0	0	0	0	1	0	0	0	2	0	0	0	0	0	0
KAPOTHANASIS KOSTA rf	1	0	0	0	0	0	0	0	0	0	0	0	0	0	0	0	0	0	0	0
GOUREN MAX 2b/rf/2b	3	1	1	1	0	0	0	1	0	0	1	1	0	0	0	0	0	3	2	0
KOUNTIS JONATHAN GEO p	0	0	0	0	0	0	0	0	0	0	0	0	0	0	0	0	0	0	0	0
GOSSELIN DANIEL PETE p	0	0	0	0	0	0	0	0	0	0	0	0	0	0	0	0	0	0	0	0
ORFANIDIS YANNI p	0	0	0	0	0	0	0	0	0	0	0	0	0	0	0	0	0	0	0	0
LETTAS DIMITRI CONST p	0	0	0	0	0	0	0	0	0	0	0	0	0	0	0	0	0	0	0	0
Totals	50	14	17	12	3	0	1	4	0	1	3	1	0	7	0	2	0	36	3	0

Austria

	IP	H	R	ER	BB	SO	WP	HP	BK	IBB	SH	SF	2B	3B	HR	AB	BF	FO	GO	NP
TOMSICH Christian	7.1	10	5	5	2	4	0	0	0	0	0	0	2	0	0	31	33	10	7	108
SCHEICHER Moritz	1.2	3	2	2	1	1	1	3	0	0	0	0	0	0	0	6	10	2	0	35
SCHADLER Nico L,1-1	2.2	4	7	3	1	2	0	0	0	0	1	0	1	0	1	13	15	4	3	47

Greece

	IP	H	R	ER	BB	SO	WP	HP	BK	IBB	SH	SF	2B	3B	HR	AB	BF	FO	GO	NP
KOUNTIS JONATHAN GEO	7.2	12	7	7	1	7	0	0	0	0	0	3	3	0	1	32	36	12	4	127
GOSSELIN DANIEL PETE	1.1	0	0	0	0	1	0	0	0	0	0	0	0	0	0	4	4	3	0	14
ORFANIDIS YANNI	0.1	2	5	3	1	1	0	2	0	0	0	0	0	0	0	3	6	0	0	21
LETTAS DIMITRI CONST	0.2	0	0	0	1	0	0	0	0	0	0	0	0	0	0	2	3	2	0	13
KOURTIS Dimitrios W,1-0	2.0	0	1	0	0	4	0	0	0	0	1	0	0	0	0	5	6	1	1	23

Umpires: HP-Jiri KROUPA (CZE), 1B-Jens Waider (GER), 3B-Tony Jones (FIN)
Scorers: Marco Rocci (ITA), Fabio Zaccaria (ITA)
TC: Jaroslav MIKA (CZE)
Start: 10:34 Time: 3:56 Attendance: 0 Weather: Sunny - 22°C

Game summary 11



Germany – Spain
2 – 15



Spain.....000 204 9 - 15 14 5
Germany.....000 010 1 - 2 6 1

Spain 15

PLAYER	AB	R	H	BI	2B	3B	HR	BB	SB	CS	HP	SH	SF	SO	IBB	KL	GDP	PO	A	E
BELTRE Engel cf	4	2	2	0	2	0	0	1	0	0	0	0	0	1	0	0	0	1	0	0
DECENA Roibert pr/cf	0	1	0	0	0	0	0	0	0	0	0	0	0	0	0	0	0	0	0	0
VALERIO Edison ss	5	3	4	3	1	0	0	0	0	0	0	0	0	0	0	0	0	1	1	0
ANGULO Oscar 2b	4	2	2	1	0	0	0	0	0	0	0	0	0	0	0	0	0	1	1	0
RONDON Edgar ph/2b	0	0	0	0	0	0	1	0	0	0	0	0	0	0	0	0	0	2	0	0
USTARIZ Jesus 1b	4	1	0	0	0	0	1	0	0	0	0	0	0	0	0	0	0	4	0	0
JIMENEZ Daniel lf	4	0	1	1	0	0	0	0	1	0	0	0	1	0	0	0	0	1	0	1
GALVAN Lesther rf	4	2	3	4	1	0	0	0	0	0	0	0	0	0	0	0	0	2	0	0
LINO Gabriel c	2	1	1	1	0	0	1	0	0	1	0	0	1	0	0	0	0	9	1	1
OCHOA Blake dh	3	1	0	0	0	0	1	0	0	0	0	0	0	0	0	1	0	0	0	0
FRANCO Yancarlo 3b	2	0	0	0	0	0	0	0	0	0	0	0	0	1	0	1	0	0	1	3
RODRIGUEZ Leomartire 3b	2	2	1	4	0	1	0	0	0	0	0	0	0	0	0	0	0	0	1	0
LEYVA Elian p	0	0	0	0	0	0	0	0	0	0	0	0	0	0	0	0	0	0	0	0
PEREZ Andres p	0	0	0	0	0	0	0	0	0	0	0	0	0	0	0	0	0	0	0	0
NOGUERA Tony p	0	0	0	0	0	0	0	0	0	0	0	0	0	0	0	0	0	0	0	0
BAEZ Fernando p	0	0	0	0	0	0	0	0	0	0	0	0	0	0	0	0	0	0	0	0
CRUZ Rhiner p	0	0	0	0	0	0	0	0	0	0	0	0	0	0	0	0	0	0	0	0
Totals	34	15	14	14	4	0	1	5	0	1	1	0	0	4	0	1	1	21	5	5

Germany 2

PLAYER	AB	R	H	BI	2B	3B	HR	BB	SB	CS	HP	SH	SF	SO	IBB	KL	GDP	PO	A	E
SCHMIDT Alexander ss	4	0	1	0	0	0	0	0	1	0	0	0	0	0	0	0	0	0	4	0
LARRY Shawn rf	4	0	1	0	0	0	0	0	0	0	0	0	0	1	0	0	0	0	0	0
BRENK Eric 3b	4	0	2	0	0	0	0	1	0	0	0	0	0	0	0	0	0	0	1	1
GuHRING Simon dh	3	0	0	0	0	0	0	0	0	0	0	0	1	0	1	0	0	0	0	0
HoRGER Luca ph	1	0	0	0	0	0	0	0	0	0	0	0	0	1	0	0	0	0	0	0
HELMIG Lou lf	3	0	1	0	1	0	0	0	0	0	0	0	0	2	0	1	0	0	0	0
CARDOSO Marco 2b	3	0	0	0	0	0	0	0	0	0	0	0	0	2	0	1	0	3	2	0
JAHN Lukas 2b	0	0	0	0	0	0	0	0	0	0	0	0	0	0	0	0	0	1	1	0
VON GARßEN Elias 1b	2	0	0	0	0	0	1	0	0	0	0	0	0	1	0	0	0	11	0	0
AMON Pascal cf	3	1	0	0	0	0	0	0	0	0	0	0	0	1	0	0	0	2	0	0
WALTHER Yannic c	1	0	0	0	0	0	1	0	0	0	0	0	1	0	0	0	0	4	2	0
AHRENS Vincent c	1	1	1	0	1	0	0	0	0	0	0	0	0	0	0	0	0	0	0	0
SCHuLLER Sven p	0	0	0	0	0	0	0	0	0	0	0	0	0	0	0	0	0	0	1	0
STEIGERT Samuel p	0	0	0	0	0	0	0	0	0	0	0	0	0	0	0	0	0	0	0	0
TRAUT Lucas p	0	0	0	0	0	0	0	0	0	0	0	0	0	0	0	0	0	0	0	0
Totals	29	2	6	0	2	0	0	2	2	0	0	0	0	10	0	3	0	21	11	1

Spain

	IP	H	R	ER	BB	SO	WP	HP	BK	IBB	SH	SF	2B	3B	HR	AB	BF	FO	GO	NP
LEYVA Elian	4.1	3	1	0	1	8	0	0	0	0	0	0	0	0	0	17	18	2	3	74
PEREZ Andres W,1-0	1.1	1	0	0	1	1	1	0	0	0	0	0	1	0	0	6	7	3	0	23
NOGUERA Tony	0.1	0	0	0	0	0	0	0	0	0	0	0	0	0	0	1	1	0	1	3
BAEZ Fernando	0.2	2	1	0	0	0	0	0	0	0	0	0	1	0	0	4	4	1	1	16
CRUZ Rhiner	0.1	0	0	0	0	1	0	0	0	0	0	0	0	0	0	1	1	0	0	3

Germany

	IP	H	R	ER	BB	SO	WP	HP	BK	IBB	SH	SF	2B	3B	HR	AB	BF	FO	GO	NP
SCHuLLER Sven L,0-1	5.0	6	5	5	2	3	0	0	1	0	0	0	2	0	0	19	21	4	6	85
STEIGERT Samuel	1.0	2	1	1	0	1	0	0	0	0	0	0	1	0	0	5	5	0	2	15
TRAUT Lucas	1.0	6	9	0	3	0	1	1	0	0	0	0	1	0	1	10	14	2	1	46

Umpires: HP-Edwin LOUISA (NED), 1B-Serge Makouchetchev (FRA), 3B-Sergio Radice (ITA)

Scorers: Stefano Burlini (ITA), Stephanie Winkler (GER)

TC: Paul BOKERN (NED)

Start: 14:59 Time: 2:58 Attendance: 85 Weather: Partly cloudy, 27°

Game summary 12



Ukraine - Croatia
3 - 9



Croatia.....010 000 116 - 9 11 1
Ukraine.....000 030 000 - 3 7 3

Croatia 9

PLAYER	AB	R	H	BI	2B	3B	HR	BB	SB	CS	HP	SH	SF	SO	IBB	KL	GDP	PO	A	E
GOJKOVIS Kruno 2b	4	1	0	1	0	0	0	1	1	0	0	1	0	1	0	0	0	2	2	0
HERRERA Jose ss	6	1	1	2	1	0	0	0	0	0	0	0	0	1	0	0	0	3	3	1
SMITH Philip c	5	1	1	0	0	0	0	0	0	0	0	0	0	0	0	0	0	5	1	0
RUMORA Petar Jure 1b	3	0	0	1	0	0	0	1	0	0	0	0	1	0	0	0	0	11	0	0
GALES Slobodan cf	5	2	2	0	0	0	0	0	0	0	0	0	0	0	0	0	0	2	0	0
HORVATIS Antonio dh/p	4	2	3	0	1	0	0	0	0	0	1	0	0	0	0	0	0	0	2	0
KRSOLOVIC Ronald Ant 3b	3	1	3	4	2	0	0	0	0	0	1	0	1	0	0	0	0	0	2	0
KARIN Pavao rf	2	0	0	0	0	0	0	0	0	0	0	0	0	0	0	0	0	1	0	0
TADIS Hrvoje ph	0	0	0	0	0	0	0	0	0	0	0	1	0	0	0	0	0	0	0	0
MANOJLOV Mario lf	0	0	0	0	0	0	0	0	0	0	0	0	0	0	0	0	0	0	0	0
JONES Andrew lf	2	0	0	0	0	0	0	0	0	0	0	0	0	0	0	0	0	0	1	0
KRUHEK Nino lf	2	0	0	0	0	0	0	0	0	0	0	0	0	2	0	1	0	1	0	0
TOMIS Andrija ph/rf	1	0	1	0	0	0	0	1	0	0	0	0	0	0	1	0	0	2	0	0
JURISIS Petar pr	0	1	0	0	0	0	0	0	0	0	0	0	0	0	0	0	0	0	0	0
TADIS Marin ph	0	0	0	0	0	0	1	0	0	0	0	0	0	0	0	0	0	0	0	0
KOS Karlo rf	0	0	0	0	0	0	0	0	0	0	0	0	0	0	0	0	0	0	0	0
Totals	37	9	11	8	4	0	0	4	1	0	2	2	2	4	1	1	0	27	11	1

Ukraine 3

PLAYER	AB	R	H	BI	2B	3B	HR	BB	SB	CS	HP	SH	SF	SO	IBB	KL	GDP	PO	A	E
KOSENKO Vladyslav cf	2	0	0	0	0	0	0	1	0	0	1	0	0	0	0	0	0	3	0	0
CHUKHAS Kostiantyn ss	4	1	2	1	1	0	0	0	1	1	0	0	0	0	0	0	0	1	5	0
BRECHKO Denys 3b	3	1	0	0	0	0	0	1	1	0	0	0	0	3	0	1	0	0	1	1
VELYKYI Illia c	4	0	1	1	0	0	0	0	0	0	0	0	0	0	0	0	0	4	1	1
LIMARENKO Dmytro rf	4	0	1	0	0	0	0	0	0	0	0	0	0	0	0	0	0	4	0	0
BOIKO Roman 2b	4	0	2	0	0	0	0	0	0	0	0	0	0	1	0	0	0	2	2	0
LUKIN Ihor dh	4	0	0	0	0	0	0	0	0	0	0	0	0	0	0	0	0	0	0	0
BOIKO Kostiantyn lf	4	0	0	0	0	0	0	0	0	0	0	0	0	1	0	0	0	1	0	0
BOIKO Oleksii lb	3	1	1	0	0	0	0	0	0	0	0	0	0	1	0	0	0	11	2	1
TYKHONETS Serhii ph	1	0	0	0	0	0	0	0	0	0	0	0	0	0	0	0	0	0	0	0
HVRYTISHVILI Heorhii p	0	0	0	0	0	0	0	0	0	0	0	0	0	0	0	0	0	1	0	0
KOSTASHCHUK Andrii p	0	0	0	0	0	0	0	0	0	0	0	0	0	0	0	0	0	0	0	0
ZHYLKA Myroslav p	0	0	0	0	0	0	0	0	0	0	0	0	0	0	0	0	0	0	0	0
Totals	33	3	7	2	1	0	0	2	2	1	1	0	0	6	0	1	0	27	11	3

Croatia

	IP	H	R	ER	BB	SO	WP	HP	BK	IBB	SH	SF	2B	3B	HR	AB	BF	FO	GO	NP
JONES Andrew	6.0	7	3	1	2	5	1	1	0	0	0	0	1	0	0	25	28	6	7	77
HORVATIS Antonio W,1-0	3.0	0	0	0	0	1	0	0	0	0	0	0	0	0	0	8	8	5	2	30

Ukraine

	IP	H	R	ER	BB	SO	WP	HP	BK	IBB	SH	SF	2B	3B	HR	AB	BF	FO	GO	NP
HVRYTISHVILI Heorhii	7.0	4	2	1	2	4	1	1	0	1	1	0	2	0	0	26	30	7	10	99
KOSTASHCHUK Andrii L,0-1	1.1	7	7	7	0	0	0	1	0	0	1	2	2	0	0	9	13	4	1	30
ZHYLKA Myroslav	0.2	0	0	0	2	0	0	0	0	0	0	0	0	0	0	2	4	1	1	19

Umpires: HP-Vladimir Richter (CZE), 1B-Martijn BOSSCHAART (NED), 3B-DMITRY KOBZEV (RUS)

Scorers: Alessandro Meli (ITA), Angelo Pesenti (ITA), Bruna Beltrando (ITA)

TC: Christian Posny (GER)

Start: 11:04 Time: 2:35 Attendance: 47 Weather: Sunny- 25° C

Game summary 13



France – Israel
0 – 10



Israel.....200 004 004 - 10 10 0
France.....000 000 000 - 0 4 2

Israel 10

PLAYER	AB	R	H	BI	2B	3B	HR	BB	SB	CS	HP	SH	SF	SO	IBB	KL	GDP	PO	A	E
KELLY Ty ss	5	0	0	0	0	0	0	0	0	0	0	0	0	1	0	0	0	1	1	0
PALLER Rob cf	3	2	1	0	0	0	1	0	0	1	0	0	1	0	1	0	0	5	0	0
GLASSER Mitch 2b	3	2	2	0	1	0	0	2	0	0	0	0	0	0	0	0	0	1	1	0
WANGER Ben 1b/p	5	2	2	1	0	0	0	0	0	0	0	0	0	1	0	1	0	4	1	0
PETRUSHKA Jordan rf/lb	4	1	1	2	0	0	1	0	0	0	0	0	3	0	0	0	0	3	1	0
LOWENGART Assaf 3b	5	2	3	6	0	0	2	0	0	0	0	0	0	1	0	0	0	0	3	0
GOLDNER Itai dh/rf	5	1	1	0	0	0	0	0	0	0	0	0	0	0	0	0	0	2	0	0
IBN EZRA David lf	3	0	0	0	0	0	0	0	0	0	1	0	2	0	1	0	0	0	0	0
EREL Tal c	4	0	0	0	0	0	0	0	0	0	0	0	0	1	0	0	1	11	0	0
SHARABI DJ p	0	0	0	0	0	0	0	0	0	0	0	0	0	0	0	0	0	0	0	0
Totals	37	10	10	9	1	0	2	4	0	0	1	1	0	10	0	3	1	27	7	0

France 0

PLAYER	AB	R	H	BI	2B	3B	HR	BB	SB	CS	HP	SH	SF	SO	IBB	KL	GDP	PO	A	E
JIMINIAN Leo cf	3	0	0	0	0	0	0	1	1	0	0	0	0	0	0	0	0	2	0	0
BROSSIER Paolo rf	4	0	1	0	0	0	0	0	0	0	0	0	0	1	0	0	0	4	0	0
PAULA Jose-Andres dh	3	0	0	0	0	0	0	0	0	0	1	0	2	0	0	0	0	0	0	0
PAZ Andy c	3	0	1	0	0	0	0	0	0	0	0	0	0	1	0	0	0	10	0	0
DELOGU Luis ph	1	0	0	0	0	0	0	0	0	0	0	0	0	0	0	0	0	0	0	0
BROWN Felix ss	4	0	1	0	1	0	0	0	0	0	0	0	0	1	0	1	0	4	1	1
PATRICE Daniel 1b	3	0	0	0	0	0	0	0	0	0	0	0	0	2	0	0	0	4	0	0
BRAINVILLE Louis 3b	3	0	1	0	0	0	0	0	0	0	0	0	0	0	0	0	0	1	1	1
BOUCHERON Jacques lf	2	0	0	0	0	0	0	0	0	0	0	0	0	2	0	1	0	1	0	0
VISSAC Martin lf/2b	1	0	0	0	0	0	0	0	0	0	0	0	0	0	0	0	0	1	0	0
SOLIVERES Nolan 2b	2	0	0	0	0	0	0	0	0	0	0	0	0	1	0	1	0	0	2	0
DAGNEAU Bastien ph/lf	1	0	0	0	0	0	0	0	0	0	0	0	0	1	0	0	0	0	0	0
HABECK Marc Andre p	0	0	0	0	0	0	0	0	0	0	0	0	0	0	0	0	0	0	1	0
CLARA Robyn p	0	0	0	0	0	0	0	0	0	0	0	0	0	0	0	0	0	0	0	0
DE LA ROSA Franklin p	0	0	0	0	0	0	0	0	0	0	0	0	0	0	0	0	0	0	0	0
NAYRAL Mathis p	0	0	0	0	0	0	0	0	0	0	0	0	0	0	0	0	0	0	0	0
PRIOUL Esteban p	0	0	0	0	0	0	0	0	0	0	0	0	0	0	0	0	0	0	0	0
MEURANT Tanguy p	0	0	0	0	0	0	0	0	0	0	0	0	0	0	0	0	0	0	0	0
Totals	30	0	4	0	1	0	0	1	1	0	0	1	0	11	0	3	0	27	5	2

Israel	IP	H	R	ER	BB	SO	WP	HP	BK	IBB	SH	SF	2B	3B	HR	AB	BF	FO	GO	NP
SHARABI DJ	3.1	3	0	0	1	4	0	0	1	0	0	0	1	0	0	13	14	3	3	57
WANGER Ben W,1-0	5.2	1	0	0	0	7	0	0	0	0	1	0	0	0	0	17	18	6	4	56

France	IP	H	R	ER	BB	SO	WP	HP	BK	IBB	SH	SF	2B	3B	HR	AB	BF	FO	GO	NP
HABECK Marc Andre L,0-1	5.2	7	6	5	1	6	0	1	0	0	1	0	1	0	1	25	28	8	3	90
CLARA Robyn	0.1	0	0	0	1	0	0	0	0	0	0	0	0	0	0	1	2	1	0	12
DE LA ROSA Franklin	0.1	0	0	0	0	0	0	0	0	0	0	0	0	0	0	1	1	1	0	4
NAYRAL Mathis	1.2	1	0	0	0	3	0	0	0	0	0	0	0	0	0	5	5	0	1	22
PRIOUL Esteban	0.1	1	3	3	2	0	0	0	0	0	0	0	0	0	0	2	4	1	0	13
MEURANT Tanguy	0.2	1	1	1	0	1	0	0	0	0	0	0	0	0	1	3	3	1	0	10

Umpires: HP-Gabor Erdos (GBR), 1B-DMITRY KOBZEV (RUS), 3B-Martijn BOSSCHAART (NED)
Scorers: Bruna Beltrando (ITA), Alessandro Meli (ITA), Angelo Pesenti (ITA)
TC: Marco Screti (ITA)
Start: 16:02 Time: 2:42 Attendance: 50 Weather: Sunny 25° C

Game summary 14



Russia – Great Britain 7 – 6



Great Britain.....000 001 041 - 6 11 2
 Russia.....001 600 00X - 7 8 0

Great Britain 6

PLAYER	AB	R	H	BI	2B	3B	HR	BB	SB	CS	HP	SH	SF	SO	IBB	KL	GDP	PO	A	E
BLACKSTONE Kent 2b	4	1	1	0	0	0	0	1	0	1	0	0	0	0	0	0	0	1	2	0
RINCONES JR. Gabriel dh	4	1	1	2	0	0	0	0	0	0	0	0	1	2	0	0	0	0	0	0
ANDREWS Benjamin 3b	5	1	1	1	1	0	0	0	0	0	0	0	0	2	0	2	0	0	2	1
CROSBY Alex 1b	4	0	2	1	0	0	0	0	0	0	0	0	0	1	0	0	0	7	0	0
CHRISTOPHER Shamoy c	4	0	2	1	0	0	0	0	0	0	0	0	0	1	0	0	0	8	0	0
KERRY Grant rf/cf	4	0	0	0	0	0	0	0	0	0	0	0	0	4	0	1	0	3	0	0
SINGH Aaron ss	3	3	2	1	1	0	1	1	0	0	0	0	0	1	0	0	0	1	4	1
DAWSON Kennard lf	4	0	2	0	0	0	0	0	0	1	0	0	0	0	0	0	0	0	0	0
THOMAS Nateshon cf	1	0	0	0	0	0	0	0	0	0	0	0	0	1	0	0	0	0	0	0
STROMAN Zachary ph/rf	2	0	0	0	0	0	0	1	0	0	0	0	0	1	0	0	0	3	0	0
EDMONDS Jordan pr	0	0	0	0	0	0	0	0	0	0	0	0	0	0	0	0	0	0	0	0
KIRKPATRICK Paul p	0	0	0	0	0	0	0	0	0	0	0	0	0	0	0	0	0	0	0	0
SOLOMON Ethan p	0	0	0	0	0	0	0	0	0	0	0	0	0	0	0	0	0	0	0	0
HASSANI Austin p	0	0	0	0	0	0	0	0	0	0	0	0	0	0	0	0	0	1	0	0
Totals	35	6	11	6	2	0	1	3	0	2	0	0	1	13	0	3	0	24	8	2

Russia 7

PLAYER	AB	R	H	BI	2B	3B	HR	BB	SB	CS	HP	SH	SF	SO	IBB	KL	GDP	PO	A	E
CASTILLO VELAZQUEZ D ss	4	2	3	0	2	0	0	1	0	0	0	0	0	0	0	0	0	4	2	0
MONAKHOV NIKITA c	4	1	1	0	0	0	0	0	0	0	1	0	0	0	0	0	0	12	3	0
SOLER HINOJOSA GEIDY rf	4	1	3	4	1	0	0	0	1	0	0	0	0	1	0	0	0	0	0	0
VALIENTE LUIS YUNIOR 2b	3	0	0	0	0	0	0	1	1	0	0	0	0	0	0	0	0	1	2	0
PERES NUNES IAN ALEK 1b	4	0	0	0	0	0	0	0	0	0	0	0	0	3	0	0	0	5	1	0
BULTE PINYA FRANK AN 3b	3	1	0	0	0	0	0	1	0	0	0	0	0	2	0	0	0	0	0	0
VASILEV VIACHESLAV lf	4	1	1	1	0	1	0	0	0	0	0	0	0	0	0	0	0	2	0	0
CHERMOSHENTSEV KIRIL dh	2	1	0	0	0	0	0	1	0	0	0	0	0	1	0	1	0	0	0	0
LOGVINOV ARTEM ph/dh	1	0	0	0	0	0	0	0	0	0	0	0	0	0	0	0	0	0	0	0
MONAKHOV MAXIM cf	4	0	0	0	0	0	0	0	0	0	0	0	0	1	0	0	0	2	0	0
LEONOV DENIS p	0	0	0	0	0	0	0	0	0	0	0	0	0	0	0	0	0	1	0	0
KUZNETSOV ANTON p	0	0	0	0	0	0	0	0	0	0	0	0	0	0	0	0	0	0	0	0
RODRIGUEZ TELLES ADR p	0	0	0	0	0	0	0	0	0	0	0	0	0	0	0	0	0	0	0	0
Totals	33	7	8	5	3	1	0	4	2	0	0	1	0	8	0	1	0	27	8	0

Great Britain

	IP	H	R	ER	BB	SO	WP	HP	BK	IBB	SH	SF	2B	3B	HR	AB	BF	FO	GO	NP
KIRKPATRICK Paul L,0-1	3.0	5	4	4	3	4	0	0	0	0	1	0	2	1	0	13	17	0	5	64
SOLOMON Ethan	4.0	2	3	2	1	4	0	0	0	0	0	0	1	0	0	16	17	5	3	69
HASSANI Austin	1.0	1	0	0	0	0	0	0	0	0	0	0	0	0	0	4	4	2	1	16

Russia

	IP	H	R	ER	BB	SO	WP	HP	BK	IBB	SH	SF	2B	3B	HR	AB	BF	FO	GO	NP
LEONOV DENIS W,1-0	7.2	8	5	5	1	11	0	0	0	0	0	0	2	0	1	29	30	5	5	100
KUZNETSOV ANTON	0.1	3	1	1	2	1	0	0	0	0	0	0	0	0	0	4	6	0	0	25
RODRIGUEZ TELLES ADR SV,1	1.0	0	0	0	0	1	0	0	0	0	0	1	0	0	0	2	3	2	0	13

Umpires: HP-Alessandro Spera (ITA), 1B-Tony Jones (FIN), 3B-Jens Waider (GER)
 Scorers: Anita Manca (ITA), Marco Rocci (ITA), Gianmarco Bedetti (ITA)
 TC: Ludo Peeters (BEL)
 Start: 15:31 Time: 2:40 Attendance: 85 Weather: Sunny - 30°C

Game summary 15

Czech Republic – the Netherlands 1 – 11



Netherlands.....102 310 301 - 11 13 1
Czech Republic.....000 100 000 - 1 4 2

Netherlands 11

PLAYER	AB	R	H	BI	2B	3B	HR	BB	SB	CS	HP	SH	SF	SO	IBB	KL	GDP	PO	A	E
TROMP Jiandido lf	3	1	0	0	0	0	0	2	0	0	0	0	0	1	0	0	0	4	0	0
RIP Julian ph/lf	1	0	0	0	0	0	0	0	0	0	0	0	0	1	0	0	0	0	0	0
BERNADINA Roger cf	2	2	1	1	1	0	0	3	0	0	0	0	0	0	0	0	0	1	0	0
RICHARDSON Denzel ph/rf	1	0	1	1	0	0	0	0	0	0	0	0	0	0	0	0	0	0	0	0
DIDDER Ray-Patrick rf/cf	5	2	3	4	1	0	1	1	1	0	0	0	0	0	0	0	0	1	0	0
PROFAR Juremi 1b	6	0	0	0	0	0	0	0	0	0	0	0	0	1	0	0	0	9	1	0
SCHOOP Sharlon 2b	4	1	2	2	1	0	0	0	0	0	0	0	0	1	0	0	0	1	2	0
DAAL Calten ph/2b	1	0	0	0	0	0	0	0	0	0	0	0	0	0	0	0	0	0	0	0
KEMP Dwayne dh	4	1	2	0	0	0	0	0	0	0	1	0	0	0	0	0	0	0	0	0
LOOPSTOK Sicnarf c	4	1	1	0	1	0	0	0	0	0	1	0	0	0	0	0	0	10	2	0
MARTINA Junior 3b	3	3	2	1	0	0	0	2	0	0	0	0	0	0	0	0	0	0	2	0
POLONIUS John ss	5	0	1	0	0	0	0	0	0	0	0	0	0	1	0	0	1	0	1	0
MARTIS Shairon p	0	0	0	0	0	0	0	0	0	0	0	0	0	0	0	0	0	0	0	1
DE GROOT Aaron p	0	0	0	0	0	0	0	0	0	0	0	0	0	0	0	0	0	0	0	0
SULBARAN JC p	0	0	0	0	0	0	0	0	0	0	0	0	0	0	0	0	0	0	0	0
KELLY Kevin p	0	0	0	0	0	0	0	0	0	0	0	0	0	0	0	0	0	0	0	0
FLORANUS Wendell p	0	0	0	0	0	0	0	0	0	0	0	0	0	0	0	0	0	1	0	0
Totals	39	11	13	9	4	0	1	8	1	0	2	0	0	5	0	0	1	27	8	1

Czech Republic 1

PLAYER	AB	R	H	BI	2B	3B	HR	BB	SB	CS	HP	SH	SF	SO	IBB	KL	GDP	PO	A	E
SCHNEIDER Martin ss	3	0	0	0	0	0	0	0	0	0	0	0	0	1	0	0	0	0	4	1
SERVINKA Martin ph/2b	1	0	0	0	0	0	0	0	0	0	0	0	0	0	0	0	0	1	0	0
HEJMA Matsj cf	4	1	2	1	0	0	1	0	0	0	0	0	0	2	0	0	0	3	0	0
MALiK Jakub dh	4	0	0	0	0	0	0	0	0	0	0	0	0	2	0	0	0	0	0	0
SECH Petr c	3	0	0	0	0	0	0	0	0	0	0	0	0	1	0	1	0	4	0	0
ZELENKA Martin c	1	0	0	0	0	0	0	0	0	0	0	0	0	0	0	0	0	1	0	0
MUSiK Martin 1b	2	0	1	0	0	0	0	0	0	0	0	0	0	1	0	0	0	9	0	0
CHROUST PSemek ph/1b	1	0	0	0	0	0	0	0	0	0	0	0	0	1	0	0	0	0	0	0
MENSiK VojtSch 3b/2b/ss	3	0	0	0	0	0	0	0	0	0	0	0	0	0	0	0	0	1	2	0
CHLUP Marek rf	3	0	1	0	0	0	0	0	0	0	0	0	0	0	0	0	0	3	0	0
HAJTMAR Adam lf	2	0	0	0	0	0	0	0	0	0	0	0	0	1	0	0	0	0	0	0
MENSiK Matsj lf	1	0	0	0	0	0	0	0	0	0	0	0	0	1	0	0	0	1	0	0
HAJTMAR Jakub 2b	1	0	0	0	0	0	0	0	0	0	0	0	0	1	0	1	0	3	4	0
ZyMA Petr 3b	2	0	0	0	0	0	0	0	0	0	0	0	0	1	0	0	0	1	1	0
MINASiK Marek p	0	0	0	0	0	0	0	0	0	0	0	0	0	0	0	0	0	0	0	0
SAPKA Filip p	0	0	0	0	0	0	0	0	0	0	0	0	0	0	0	0	0	0	0	1
DUFFEK TomaS p	0	0	0	0	0	0	0	0	0	0	0	0	0	0	0	0	0	0	0	0
VESERKA Viktor p	0	0	0	0	0	0	0	0	0	0	0	0	0	0	0	0	0	0	0	0
MERGANS David p	0	0	0	0	0	0	0	0	0	0	0	0	0	0	0	0	0	0	0	0
VAVRUSA JiSi p	0	0	0	0	0	0	0	0	0	0	0	0	0	0	0	0	0	0	0	0
Totals	31	1	4	1	0	0	1	0	0	0	0	0	0	12	0	2	0	27	11	2

Netherlands

	IP	H	R	ER	BB	SO	WP	HP	BK	IBB	SH	SF	2B	3B	HR	AB	BF	FO	GO	NP
MARTIS Shairon	4.0	2	1	1	0	6	0	0	0	0	0	0	0	0	1	14	14	4	2	51
DE GROOT Aaron	1.0	0	0	0	0	0	0	0	0	0	0	0	0	0	0	3	3	3	0	14
SULBARAN JC	1.0	1	0	0	0	2	0	0	0	0	0	0	0	0	0	4	4	1	0	13
KELLY Kevin W,1-0	1.2	1	0	0	0	3	0	0	0	0	0	0	0	0	0	6	6	1	1	25
FLORANUS Wendell	1.1	0	0	0	0	1	0	0	0	0	0	0	0	0	0	4	4	0	3	15

Czech Republic

	IP	H	R	ER	BB	SO	WP	HP	BK	IBB	SH	SF	2B	3B	HR	AB	BF	FO	GO	NP
MINASiK Marek L,0-1	2.0	1	1	1	2	3	0	0	0	0	0	0	1	0	0	7	9	1	2	39
SAPKA Filip	2.0	4	5	5	3	1	1	0	0	0	0	0	0	0	1	10	13	2	3	44
DUFFEK TomaS	2.1	5	4	3	0	0	0	1	0	0	0	0	3	0	0	12	13	3	3	40



WBSC
EUROPE



WBSC
EUROPE

VESERKA Viktor	0.2	0	0	0	2	0	0	0	1	0	0	0	0	0	2	4	1	1	16
MERGANS David	1.1	3	1	1	1	1	0	1	0	0	0	0	0	0	7	9	3	0	28
VAVRUSA JiSi	0.2	0	0	0	0	0	0	0	0	0	0	0	0	0	1	1	1	0	3

Umpires: HP-Oswald Tscharf (AUT), 1B-Marco Taurelli (ITA), 3B-Cuauhtémoc Suárez (ESP)

Scorers: Fabio Zaccaria (ITA), Eleonora Vietti (ITA)

TC: Frantisek Bunta (SVK)

Start: 20:30 Time: 2:47 Attendance: 85 Weather: Clear - 26°

Game summary 16



Slovakia – Sweden
0 – 11



Sweden.....010 0(10)0 0 - 11 14 1
Slovakia.....000 00 0 0 - 0 7 1

Sweden 11

PLAYER	AB	R	H	BI	2B	3B	HR	BB	SB	CS	HP	SH	SF	SO	IBB	KL	GDP	PO	A	E
JOHNSON Joel cf	4	1	1	2	0	0	0	1	1	0	0	0	0	1	0	0	0	2	0	0
JOHNSON Daniel ss	5	1	1	0	0	0	0	0	0	0	0	0	0	0	0	0	1	0	2	1
PAULICH Thomas 3b	5	2	2	0	0	0	0	0	0	0	0	0	0	0	0	0	0	0	1	0
MELIN Niklas dh	3	1	1	1	1	0	0	2	0	0	0	0	0	2	0	0	0	0	0	0
BRANDT Trolle 2b	5	1	3	2	1	0	0	0	0	0	0	0	0	0	0	0	0	1	3	0
JOHANNESSEN Peter lf/rf	4	2	2	2	0	0	0	0	0	0	0	0	0	1	0	0	0	2	0	0
MELENDEZ Markus c	4	1	2	2	0	0	0	0	1	0	0	0	0	1	0	1	0	8	0	0
SJOERS Per 1b	3	1	1	0	0	0	0	1	0	0	0	0	0	0	0	0	0	5	0	0
KLARBERG Johan rf	0	0	0	0	0	0	0	1	0	0	0	0	0	0	0	0	0	1	0	0
LINDELL Tommy lf	2	1	1	1	0	0	0	1	0	0	0	0	0	0	0	0	0	1	1	0
SYREN Oskar p	0	0	0	0	0	0	0	0	0	0	0	0	0	0	0	0	0	1	0	0
Totals	35	11	14	10	4	0	0	6	2	0	0	0	0	5	0	1	1	21	7	1

Slovakia 0

PLAYER	AB	R	H	BI	2B	3B	HR	BB	SB	CS	HP	SH	SF	SO	IBB	KL	GDP	PO	A	E
BRUNEGRAF Martin 2b	4	0	1	0	0	0	0	0	0	0	0	0	0	1	0	0	0	2	3	0
ESMIR Michal 3b	3	0	1	0	0	0	0	0	0	0	0	0	0	1	0	0	0	1	4	0
GOTTCHALL Mario c	3	0	0	0	0	0	0	0	0	0	0	0	0	1	0	1	0	5	0	0
BISKOROVAJNY Tomas cf	3	0	0	0	0	0	0	0	0	0	0	0	0	1	0	1	0	3	0	0
LUKASKA Martin rf	3	0	0	0	0	0	0	0	0	0	0	0	0	0	0	0	0	0	0	0
ISOLD Jakub 1b	3	0	2	0	0	0	0	0	1	0	0	0	0	1	0	1	0	6	0	0
HORASEK Jakub lf	3	0	1	0	0	0	0	0	0	0	0	0	0	1	0	0	0	2	0	0
RUDOHRADSKY Matej dh	2	0	0	0	0	0	0	0	0	0	0	0	0	0	0	0	0	0	0	0
NOGA Michal ph	1	0	0	0	0	0	0	0	0	0	0	0	0	0	0	0	0	0	0	0
PAKSI Denis ss	1	0	0	0	0	0	0	0	0	0	0	0	0	1	0	0	0	0	1	1
GRENSDA-DONSKY Matej ph/ss	2	0	2	0	0	0	0	0	0	0	0	0	0	0	0	0	0	1	0	0
PUSKAR Michal p	0	0	0	0	0	0	0	0	0	0	0	0	0	0	0	0	0	0	0	0
JUST Daniel p	0	0	0	0	0	0	0	0	0	0	0	0	0	0	0	0	0	0	0	0
RACIK Markus p	0	0	0	0	0	0	0	0	0	0	0	0	0	0	0	0	0	0	0	0
BARTOK Juraj p	0	0	0	0	0	0	0	0	0	0	0	0	0	0	0	0	0	1	0	0
Totals	28	0	7	0	0	0	0	0	1	0	0	0	0	7	0	3	0	21	8	1

Sweden	IP	H	R	ER	BB	SO	WP	HP	BK	IBB	SH	SF	2B	3B	HR	AB	BF	FO	GO	NP
SYREN Oskar W,1-0	7.0	7	0	0	0	7	0	0	0	0	0	0	0	0	0	28	28	7	6	94

Slovakia	IP	H	R	ER	BB	SO	WP	HP	BK	IBB	SH	SF	2B	3B	HR	AB	BF	FO	GO	NP
PUSKAR Michal L,0-1	4.1	9	6	6	4	2	1	0	0	0	0	0	3	0	0	21	25	4	6	82
JUST Daniel	0.2	5	5	2	0	1	0	0	1	0	0	0	1	0	0	8	8	1	0	26
RACIK Markus	1.0	0	0	0	1	2	0	0	2	0	0	0	0	0	0	3	4	0	1	15
BARTOK Juraj	1.0	0	0	0	1	0	0	0	0	0	0	0	0	0	0	3	4	2	1	18

Umpires: HP-Christopher Feuerecker (GER), 1B-Sergio Radice (ITA), 3B-Serge Makouchetchev (FRA)
Scorers: Stephanie Winkler (GER), Stefano Burlini (ITA)
TC: Stephen Lesfargues (FRA)
Start: 9:55 Time: 2:06 Attendance: 52 Weather: Partly Cloudy 21°C

Game summary 17



Italy – Austria
14 – 1



Austria.....000 001 0 - 1 6 0
Italy.....060 004 4 - 14 10 1

Austria 1

PLAYER	AB	R	H	BI	2B	3B	HR	BB	SB	CS	HP	SH	SF	SO	IBB	KL	GDP	PO	A	E
SCHEICHER Moritz ss	3	0	0	0	0	0	0	1	0	0	0	0	0	2	0	1	0	1	3	0
ECKEL Philipp 1b	3	0	1	0	1	0	0	1	0	0	0	0	0	2	0	2	0	4	0	0
OBED Ferdinand lf	3	0	1	0	0	0	0	1	1	0	0	0	0	0	0	0	0	3	0	0
HACKL Sammy c	4	1	1	0	1	0	0	0	0	0	0	0	0	2	0	0	0	3	0	0
WERNER Tobias c	0	0	0	0	0	0	0	0	0	0	0	0	0	0	0	0	0	1	0	0
SALZMANN Benni 2b	2	0	1	0	0	0	0	1	0	0	0	0	0	0	0	0	0	2	3	0
ZIMMERLE Felix dh	3	0	1	0	0	0	0	0	0	0	0	0	0	1	0	0	0	0	0	0
STEMMER Georg rf	2	0	0	0	0	0	0	0	0	0	0	0	0	2	0	0	0	0	0	0
ALZINGER Richard ph/rf	1	0	0	0	0	0	0	0	0	0	0	0	0	1	0	1	0	1	0	0
MARIETTE Marcel 3b	3	0	1	1	0	0	0	0	0	0	0	0	0	0	0	0	1	1	1	0
TALIR Dominik cf	3	0	0	0	0	0	0	0	0	0	0	0	0	2	0	0	0	4	0	0
DUENAS HIDALGO Omar p	0	0	0	0	0	0	0	0	0	0	0	0	0	0	0	0	0	0	0	0
ASTL Paul p	0	0	0	0	0	0	0	0	0	0	0	0	0	0	0	0	0	0	0	0
FURBOCK Brian p	0	0	0	0	0	0	0	0	0	0	0	0	0	0	0	0	0	0	0	0
ZOUFAL Alessandro p	0	0	0	0	0	0	0	0	0	0	0	0	0	0	0	0	0	0	0	0
Totals	27	1	6	1	2	0	0	4	1	0	0	0	0	12	0	4	1	20	7	0

Italy 14

PLAYER	AB	R	H	BI	2B	3B	HR	BB	SB	CS	HP	SH	SF	SO	IBB	KL	GDP	PO	A	E
GONZALEZ Noel rf	3	2	2	3	0	0	1	2	0	0	0	0	0	0	0	0	0	1	0	0
FERRINI Leo 3b	4	3	2	1	0	0	1	1	1	0	0	0	0	0	0	0	0	0	2	0
PIZZANO Dario lf	5	0	1	1	0	0	0	0	0	0	0	0	0	1	0	0	1	1	0	0
FRISCIA Vito 1b	4	1	2	4	0	0	1	1	0	0	0	0	0	0	0	0	0	4	0	1
MINEO Alberto dh	3	1	1	0	0	0	0	1	0	0	0	0	0	0	0	0	0	0	0	0
LIBERATORE Ernesto c	2	1	0	0	0	0	0	1	0	0	0	0	0	1	0	0	0	8	1	0
DEOTTO Alessandro ph/c	0	0	0	0	0	0	0	1	0	0	0	0	0	0	0	0	0	3	0	0
CELLI Federico cf	3	1	0	0	0	0	0	1	0	0	0	0	0	1	0	0	1	2	0	0
EPIFANO Erick ss	1	3	1	2	1	0	0	2	1	0	1	0	0	0	0	0	0	0	2	0
MERCURI Mattia 2b	2	2	1	2	0	0	1	1	0	0	0	0	0	0	0	0	0	2	1	0
SELLAROLI Andrea 2b	1	0	0	0	0	0	0	0	0	0	0	0	0	0	0	0	0	0	0	0
ALDEGHERI Mattia p	0	0	0	0	0	0	0	0	0	0	0	0	0	0	0	0	0	0	0	0
GARBELLA Nicola p	0	0	0	0	0	0	0	0	0	0	0	0	0	0	0	0	0	0	0	0
BASSANI Alex p	0	0	0	0	0	0	0	0	0	0	0	0	0	0	0	0	0	0	0	0
Totals	28	14	10	13	1	0	4	11	2	0	1	0	0	3	0	0	2	21	6	1

Austria

	IP	H	R	ER	BB	SO	WP	HP	BK	IBB	SH	SF	2B	3B	HR	AB	BF	FO	GO	NP
DUENAS HIDALGO Omar L,0-1	1.0	2	6	6	5	0	1	0	0	0	0	0	1	0	1	5	10	3	0	49
ASTL Paul	4.0	6	4	4	3	1	0	0	0	0	0	0	0	0	2	16	19	5	4	73
FURBOCK Brian	1.0	0	0	0	2	1	0	0	0	0	0	0	0	0	3	5	1	1	23	
ZOUFAL Alessandro	0.2	2	4	4	1	1	0	1	0	0	0	0	0	0	1	4	6	1	0	27

Italy

	IP	H	R	ER	BB	SO	WP	HP	BK	IBB	SH	SF	2B	3B	HR	AB	BF	FO	GO	NP
ALDEGHERI Mattia	4.0	2	0	0	3	6	0	0	0	0	0	0	0	0	0	14	17	1	4	71
GARBELLA Nicola	2.0	4	1	1	0	3	0	0	0	0	0	0	2	0	0	10	10	3	0	40
BASSANI Alex W,1-0	1.0	0	0	0	1	3	0	0	0	0	0	0	0	0	3	4	0	0	20	

Umpires: HP-Tony Jones (FIN), 1B-Serge Makouchetchev (FRA), 3B-DMITRY KOBZEV (RUS)
Scorers: Alessandro Meli (ITA), Gianmarco Bedetti (ITA), Eleonora Vietti (ITA)
TC: Paul BOKERN (NED)
Start: 20:40 Time: 2:53 Attendance: 300 Weather: Clear - 24°C

Game summary 18



Belgium – Greece
5 – 4



Greece.....000 010 102 - 4 10 2
Belgium.....200 000 003 - 5 7 2

Greece 4

PLAYER	AB	R	H	BI	2B	3B	HR	BB	SB	CS	HP	SH	SF	SO	IBB	KL	GDP	PO	A	E
TORRES HONDRO cf	3	0	1	0	0	0	0	2	0	1	0	0	0	0	0	0	0	1	0	0
ROULIS Tom ss	4	0	2	0	1	0	0	1	0	0	0	0	0	1	1	0	0	2	4	0
KOURTIS Dimitrios p/3b	4	0	0	0	0	0	0	0	0	0	1	0	0	2	0	1	0	0	1	1
SECHOPOULOS ARI rf	4	0	1	0	0	0	0	1	0	0	0	0	0	1	0	0	0	1	0	0
HALAMANDARIS NICK 1b	4	1	1	0	0	0	0	1	0	0	0	0	0	0	1	0	0	8	0	0
TORRES Antonio c	5	3	2	3	0	0	2	0	0	0	0	0	0	0	0	0	0	10	1	0
KAPOTHANASIS KOSTA lf	3	0	1	0	0	0	0	2	0	0	0	0	0	0	0	0	0	2	0	0
TSIFLIKIOTIS George 3b/p	4	0	2	1	1	0	0	0	0	0	0	0	0	0	0	0	0	0	1	1
LETTAS DIMITRI CONST p	1	0	0	0	0	0	0	0	0	0	0	0	0	0	0	0	0	0	0	0
GOSSELIN DANIEL PETE p	0	0	0	0	0	0	0	0	0	0	0	0	0	0	0	0	0	0	0	0
GOUOREN MAX 2b	4	0	0	0	0	0	0	0	0	0	0	0	0	1	0	0	0	1	1	0
Totals	36	4	10	4	2	0	2	7	0	1	1	0	0	5	2	1	0	25	8	2

Belgium 5

PLAYER	AB	R	H	BI	2B	3B	HR	BB	SB	CS	HP	SH	SF	SO	IBB	KL	GDP	PO	A	E
GOFFAUX Benjamin rf	4	2	1	0	0	0	0	1	0	0	0	0	0	2	0	1	0	1	0	1
JANSSEN Drew ss	4	1	2	2	1	0	0	1	0	0	0	0	0	1	0	1	0	3	1	1
DE QUINT Dennis 2b	3	0	0	1	0	0	0	2	0	0	0	0	0	1	0	0	0	2	6	0
DILLE Benjamin dh	5	0	0	0	0	0	0	0	0	0	0	0	0	2	0	0	0	0	0	0
POESMANS Axel c	5	0	2	1	0	0	0	0	0	0	0	0	0	2	0	0	0	5	1	0
ROEVENS Robin 3b	2	0	1	0	0	0	0	0	0	0	2	0	0	1	0	0	0	1	0	0
VERHEYLEWEGHEN Jamie 1b	4	0	1	0	0	0	0	0	0	0	0	0	0	0	0	0	0	10	0	0
BOERMANS Sam lf	3	1	0	0	0	0	0	1	0	0	0	0	0	0	0	0	1	3	0	0
POESMANS Yves cf	2	0	0	0	0	0	0	1	0	0	0	0	0	2	0	1	0	1	0	0
DE BRAUWER Zion ph	0	1	0	0	0	0	0	0	0	0	1	0	0	0	0	0	0	0	0	0
DESMEDT Kevin p	0	0	0	0	0	0	0	0	0	0	0	0	0	0	0	0	0	1	2	0
VAN DEN BRANDEN Kenn p	0	0	0	0	0	0	0	0	0	0	0	0	0	0	0	0	0	0	1	0
Totals	32	5	7	4	1	0	0	6	0	0	3	0	0	11	0	3	1	27	11	2

Greece

	IP	H	R	ER	BB	SO	WP	HP	BK	IBB	SH	SF	2B	3B	HR	AB	BF	FO	GO	NP
KOURTIS Dimitrios L,1-1	6.0	5	2	1	2	9	2	1	0	0	0	0	1	0	0	23	26	4	4	102
LETTAS DIMITRI CONST	2.0	1	3	3	3	2	0	2	0	0	0	0	0	0	0	7	12	2	2	52
GOSSELIN DANIEL PETE	0.1	1	0	0	1	0	0	0	0	0	0	0	0	0	0	2	3	1	0	10

Belgium

	IP	H	R	ER	BB	SO	WP	HP	BK	IBB	SH	SF	2B	3B	HR	AB	BF	FO	GO	NP
DESMEDT Kevin	4.2	5	1	1	6	1	0	0	0	2	0	0	2	0	0	19	25	6	6	68
VAN DEN BRANDEN Kenn W,1-1	4.1	5	3	3	1	4	0	1	0	0	0	0	0	0	2	17	19	4	4	81

Umpires: HP-Edwin LOUISA (NED), 1B-Vladimir Richter (CZE), 3B-Mojmir Jankovic (SVK)

Scorers: Stephanie Winkler (GER), Alessandro Meli (ITA)

TC: Frantisek Bunta (SVK)

Start: 16:08 Time: 2:55 Attendance: 65 Weather: Partly cloudy 26° C

Game summary 19



Spain – Croatia
12 – 0



Croatia.....000 000 0 - 0 0 5
Spain.....134 400 X - 12 13 0

Croatia 0

PLAYER	AB	R	H	BI	2B	3B	HR	BB	SB	CS	HP	SH	SF	SO	IBB	KL	GDP	PO	A	E
GOJKOVIS Kruno 2b	3	0	0	0	0	0	0	0	0	0	0	0	0	0	0	0	0	1	1	0
HERRERA Jose ss	3	0	0	0	0	0	0	0	0	0	0	0	0	2	0	0	0	0	2	1
SMITH Philip c	2	0	0	0	0	0	0	0	0	0	0	0	0	0	0	0	0	0	2	0
BODALEC Rene Sebasti c	1	0	0	0	0	0	0	0	0	0	0	0	0	1	0	1	0	1	0	0
JONES Andrew lf	2	0	0	0	0	0	0	0	0	0	0	0	0	0	0	0	0	2	0	0
TOMIS Andrija ph	1	0	0	0	0	0	0	0	0	0	0	0	0	1	0	0	0	0	0	0
KRSOLOVIC Ronald Ant 3b	1	0	0	0	0	0	0	1	0	0	0	0	0	0	0	0	0	1	4	0
MANOJLOV Mario ph	1	0	0	0	0	0	0	0	0	0	0	0	0	1	0	1	0	0	0	0
HORVATIS Antonio rf	2	0	0	0	0	0	0	0	0	0	0	0	0	0	0	0	0	1	0	1
JURISIS Petar rf	0	0	0	0	0	0	0	0	0	0	0	0	0	0	0	0	0	0	0	1
GALES Slobodan cf	1	0	0	0	0	0	0	1	0	0	0	0	0	0	0	0	0	2	0	0
RUMORA Petar Jure lb	1	0	0	0	0	0	0	0	0	0	0	0	0	1	0	1	0	5	0	1
PAULIS Benjamin ph/lb	1	0	0	0	0	0	0	0	0	0	0	0	0	1	0	0	0	3	0	0
TADIS Hrvoje dh	1	0	0	0	0	0	0	1	0	1	0	0	0	1	0	0	0	0	0	0
KARIN Pavao p	0	0	0	0	0	0	0	0	0	0	0	0	0	0	0	0	0	0	0	1
TADIS Marin p	0	0	0	0	0	0	0	0	0	0	0	0	0	0	0	0	0	0	0	0
STRELEC Borna p	0	0	0	0	0	0	0	0	0	0	0	0	0	0	0	0	0	0	0	0
KOS Karlo p	0	0	0	0	0	0	0	0	0	0	0	0	0	0	0	0	0	0	0	0
KRUHEK Nino p	0	0	0	0	0	0	0	0	0	0	0	0	0	0	0	0	0	0	0	0
Totals	20	0	0	0	0	0	0	3	0	1	0	0	0	8	0	3	0	18	7	5

Spain 12

PLAYER	AB	R	H	BI	2B	3B	HR	BB	SB	CS	HP	SH	SF	SO	IBB	KL	GDP	PO	A	E
BELTRE Engel cf	1	3	0	0	0	0	0	3	1	0	0	0	0	0	0	0	0	0	0	0
DECENA Roibert cf	1	0	0	0	0	0	0	0	0	0	0	0	0	0	0	0	0	1	0	0
VALERIO Edison ss	3	1	2	4	0	1	0	2	0	0	0	0	0	0	0	0	0	1	3	0
ANGULO Oscar 2b	4	0	1	2	1	0	0	0	0	0	0	0	0	0	0	1	0	0	1	0
RONDON Edgar 2b	1	0	0	0	0	0	0	0	0	0	0	0	0	1	0	1	0	1	0	0
USTARIZ Jesus lb	4	0	2	2	0	0	0	1	0	0	0	0	0	0	0	0	0	5	0	0
JIMENEZ Daniel lf	4	0	1	0	0	0	0	0	0	0	0	0	0	0	0	0	0	3	0	0
GALVAN Lesther rf	4	1	1	0	0	0	0	1	0	0	0	0	1	0	0	0	0	1	0	0
LINO Gabriel c	2	2	1	1	0	0	1	1	0	0	0	0	0	1	0	0	0	2	1	0
OCHOA Blake c	1	0	1	0	0	0	0	0	0	0	0	0	0	0	0	0	0	6	0	0
FRANCO Yancarlo dh	3	2	1	0	0	0	1	0	0	0	0	0	0	0	0	0	0	0	0	0
RODRIGUEZ Leomartire 3b	4	3	3	2	1	0	0	0	0	0	0	0	0	0	0	0	0	1	1	0
RODRIGUEZ Orlando p	0	0	0	0	0	0	0	0	0	0	0	0	0	0	0	0	0	0	0	0
PINO Ernesto p	0	0	0	0	0	0	0	0	0	0	0	0	0	0	0	0	0	0	0	0
BALBOA Jorge p	0	0	0	0	0	0	0	0	0	0	0	0	0	0	0	0	0	0	0	0
CRUZ Rhiner p	0	0	0	0	0	0	0	0	0	0	0	0	0	0	0	0	0	0	0	0
Totals	32	12	13	11	2	1	1	8	2	0	0	0	0	3	0	1	1	21	6	0

Croatia

	IP	H	R	ER	BB	SO	WP	HP	BK	IBB	SH	SF	2B	3B	HR	AB	BF	FO	GO	NP
KARIN Pavao L,0-1	1.1	5	4	3	3	0	0	0	1	0	0	0	1	0	1	9	12	1	2	49
TADIS Marin	1.0	4	4	3	0	1	0	0	0	0	0	0	0	1	0	8	8	2	0	31
STRELEC Borna	1.0	1	3	3	3	1	0	0	0	0	0	0	1	0	0	4	7	1	1	34
KOS Karlo	0.2	2	1	1	1	0	1	0	0	0	0	0	0	0	0	4	5	2	0	16
KRUHEK Nino	2.0	1	0	0	1	1	0	0	0	0	0	0	0	0	0	7	8	1	4	31

Spain

	IP	H	R	ER	BB	SO	WP	HP	BK	IBB	SH	SF	2B	3B	HR	AB	BF	FO	GO	NP
RODRIGUEZ Orlando	3.0	0	0	0	3	2	0	0	0	0	0	0	0	0	0	8	11	3	3	46
PINO Ernesto W,1-0	2.0	0	0	0	0	1	0	0	0	0	0	0	0	0	0	6	6	3	2	22
BALBOA Jorge	1.0	0	0	0	0	2	0	0	0	0	0	0	0	0	0	3	3	1	0	11
CRUZ Rhiner	1.0	0	0	0	0	3	0	0	0	0	0	0	0	0	0	3	3	0	0	13



Umpires: HP-Alessandro Spera (ITA), 1B-Jiri KROUPA (CZE), 3B-Martijn BOSSCHAART (NED)
Scorers: Anita Manca (ITA), Stefano Burlini (ITA)
TC: Stephen Lesfargues (FRA)
Start: 20:31 Time: 2:20 Attendance: 27 Weather: Partly Cloudy 25°C

Game summary 20



Germany – Ukraine
15 – 5



Ukraine.....041 000 0 - 5 11 1
Germany.....002 615 1 - 15 15 1

Ukraine 5

PLAYER	AB	R	H	BI	2B	3B	HR	BB	SB	CS	HP	SH	SF	SO	IBB	KL	GDP	PO	A	E
KOSENKO Vladyslav cf	3	0	0	1	0	0	0	1	0	0	0	0	1	2	0	1	0	2	0	0
CHUKHAS Kostiantyn ss	3	0	1	1	0	0	0	0	0	1	0	0	1	0	0	0	0	1	1	0
LIMARENKO Dmytro rf	3	0	0	0	0	0	0	1	0	0	0	0	0	0	0	0	0	3	1	0
HVRYTISHVILI Heorhii dh	4	1	2	0	1	0	0	0	0	0	0	0	0	1	0	0	1	0	0	0
BRECHKO Denys 3b	3	2	3	2	0	0	1	1	0	0	0	0	0	0	0	0	0	1	2	0
BOIKO Kostiantyn 2b	4	0	1	1	1	0	0	0	0	1	0	0	0	1	0	0	0	2	3	0
TYKHONETS Serhii lf	3	1	0	0	0	0	0	1	0	0	0	0	0	1	0	0	0	1	0	0
LUKIN Thor lf	0	0	0	0	0	0	0	0	0	0	0	0	0	0	0	0	0	1	0	0
BOIKO Oleksii lb	3	1	2	0	0	0	0	0	0	0	0	0	0	0	0	0	0	6	1	1
SHVETS Yurii ph/lb	1	0	1	0	0	0	0	0	0	0	0	0	0	0	0	0	0	0	0	0
GUPALENKO Maksym c	0	0	0	0	0	0	0	1	0	0	0	1	0	0	0	0	0	1	0	0
VELYKYI Illia c	2	0	1	0	0	0	0	0	0	0	0	0	0	0	0	0	0	2	0	0
TKACHENKO Yevhenii p	0	0	0	0	0	0	0	0	0	0	0	0	0	0	0	0	0	0	0	0
BOIKO Andrii p	0	0	0	0	0	0	0	0	0	0	0	0	0	0	0	0	0	0	0	0
ZHYLKA Myroslav p	0	0	0	0	0	0	0	0	0	0	0	0	0	0	0	0	0	0	0	0
KOSTASHCHUK Andrii p	0	0	0	0	0	0	0	0	0	0	0	0	0	0	0	0	0	0	0	0
Totals	29	5	11	5	2	0	1	5	0	1	1	1	1	6	0	1	1	20	8	1

Germany 15

PLAYER	AB	R	H	BI	2B	3B	HR	BB	SB	CS	HP	SH	SF	SO	IBB	KL	GDP	PO	A	E
SCHMIDT Alexander ss	4	2	1	0	0	0	0	0	0	0	1	0	0	0	0	0	0	1	2	0
LARRY Shawn rf	3	3	1	1	1	0	0	2	0	0	0	0	0	0	0	0	0	1	0	0
BRENK Eric 3b	4	2	3	5	0	0	1	0	0	0	1	0	0	0	0	0	0	2	0	1
GuHRING Simon dh	4	0	1	1	0	0	0	0	0	0	0	0	0	0	0	0	0	0	0	0
WEBER Danilo pr/dh	1	1	0	0	0	0	0	0	0	0	0	0	0	1	0	0	0	0	0	0
HELMIG Lou lf	5	3	2	2	0	0	2	0	0	0	0	0	0	0	0	0	0	2	0	0
AHRENS Vincent c	4	1	2	0	2	0	0	1	0	0	0	0	0	0	0	0	0	7	1	0
VON GARßEN Elias lb	4	2	3	3	0	0	0	1	0	0	0	0	0	0	0	0	0	4	0	0
AMON Pascal cf	3	0	1	2	1	0	0	1	1	0	0	0	0	0	0	0	0	1	0	0
JAHN Lukas 2b	3	1	1	1	0	0	0	0	1	0	1	0	0	0	0	0	0	3	3	0
STEINLEIN Lukas p	0	0	0	0	0	0	0	0	0	0	0	0	0	0	0	0	0	0	0	0
STOCKLIN Lennard p	0	0	0	0	0	0	0	0	0	0	0	0	0	0	0	0	0	0	1	0
WILDENHAIN Yannick p	0	0	0	0	0	0	0	0	0	0	0	0	0	0	0	0	0	0	0	0
CEDANO DE LEON Joe p	0	0	0	0	0	0	0	0	0	0	0	0	0	0	0	0	0	0	0	0
Totals	35	15	15	15	4	0	3	5	2	0	3	0	0	1	0	0	0	21	7	1

Ukraine

	IP	H	R	ER	BB	SO	WP	HP	BK	IBB	SH	SF	2B	3B	HR	AB	BF	FO	GO	NP
TKACHENKO Yevhenii	3.1	6	4	4	1	0	0	0	0	0	0	0	2	0	1	15	16	6	3	52
BOIKO Andrii L,0-1	0.2	4	5	5	1	0	0	1	0	0	0	0	1	0	2	6	8	1	1	31
ZHYLKA Myroslav	1.1	2	5	4	2	0	0	1	0	0	0	0	0	0	7	10	2	3	30	
KOSTASHCHUK Andrii	1.1	3	1	1	1	1	0	1	1	0	0	0	1	0	0	7	9	2	1	38

Germany

	IP	H	R	ER	BB	SO	WP	HP	BK	IBB	SH	SF	2B	3B	HR	AB	BF	FO	GO	NP
STEINLEIN Lukas	1.1	3	4	4	2	3	0	0	0	0	0	0	0	0	1	7	9	0	1	33
STOCKLIN Lennard W,1-0	2.2	4	1	1	0	2	0	1	0	0	1	1	1	0	0	9	12	3	2	32
WILDENHAIN Yannick	2.0	3	0	0	2	0	0	0	0	0	0	0	1	0	0	8	10	2	3	36
CEDANO DE LEON Joe	1.0	1	0	0	1	1	0	0	0	0	0	0	0	0	0	5	6	2	0	20

Umpires: HP-Winfried BERKVEN (NED), 1B-Mojmir Jankovic (SVK), 3B-Vladimir Richter (CZE)
Scorers: Stefano Burlini (ITA), Stephanie Winkler (GER)
TC: Ludo Peeters (BEL)
Start: 11:00 Time: 2:38 Attendance: 200 Weather: Partly cloudy, 17°

Game summary 21



Israel – Great Britain
11 – 4



Great Britain.....000 102 010 - 4 4 2
Israel.....032 032 01X - 11 11 1

Great Britain 4

PLAYER	AB	R	H	BI	2B	3B	HR	BB	SB	CS	HP	SH	SF	SO	IBB	KL	GDP	PO	A	E
BLACKSTONE Kent 2b	4	1	0	0	0	0	0	1	0	0	0	0	0	1	0	1	1	1	3	0
RINCONES JR. Gabriel dh	3	3	2	0	2	0	0	1	0	0	0	0	0	1	0	0	0	0	0	0
CROSBY Alex 1b	3	0	0	1	0	0	0	0	0	0	0	0	1	0	0	0	0	12	0	1
KERRY Grant cf	3	0	1	1	0	0	0	1	0	1	0	0	0	2	0	1	0	3	0	0
CHRISTOPHER Shamoy c	2	0	0	0	0	0	0	1	0	0	1	0	0	2	0	0	0	6	0	1
ANDREWS Benjamin 3b	4	0	0	0	0	0	0	0	0	0	0	0	0	0	0	0	0	0	3	0
SINGH Aaron ss	4	0	1	0	1	0	0	0	0	0	0	0	0	1	0	0	0	1	1	0
RODRIGUEZ Miguel pr	0	0	0	0	0	0	0	0	0	0	0	0	0	0	0	0	0	0	0	0
DAWSON Kennard lf	3	0	0	0	0	0	0	1	0	0	0	0	0	1	0	0	0	1	0	0
STROMAN Zachary rf	3	0	0	0	0	0	0	0	0	0	0	0	0	1	0	0	0	0	0	0
EDMONDS Jordan ph	0	0	0	0	0	0	0	1	0	0	0	0	0	0	0	0	0	0	0	0
KREISBERG Spencer p	0	0	0	0	0	0	0	0	0	0	0	0	0	0	0	0	0	0	1	0
FRETHEIM Johnny p	0	0	0	0	0	0	0	0	0	0	0	0	0	0	0	0	0	0	0	0
SABISTON Liam p	0	0	0	0	0	0	0	0	0	0	0	0	0	0	0	0	0	0	0	0
MESSER Christopher p	0	0	0	0	0	0	0	0	0	0	0	0	0	0	0	0	0	0	0	0
MOSIER Fred p	0	0	0	0	0	0	0	0	0	0	0	0	0	0	0	0	0	0	0	0
Totals	29	4	4	2	3	0	0	6	0	1	1	0	1	9	0	2	1	24	8	2

Israel 11

PLAYER	AB	R	H	BI	2B	3B	HR	BB	SB	CS	HP	SH	SF	SO	IBB	KL	GDP	PO	A	E
KELLY Ty ss	2	2	2	0	2	0	0	3	0	0	0	0	0	0	0	0	0	3	2	0
PALLER Rob cf	4	1	0	0	0	0	0	1	0	0	0	0	0	0	0	0	0	3	0	0
GLASSER Mitch 2b	3	1	1	1	0	0	0	2	0	0	0	0	0	0	0	0	1	1	3	0
WANGER Ben 1b	3	3	3	1	1	0	0	2	0	0	0	0	0	0	0	0	0	8	0	0
PETRUSHKA Jordan rf	5	1	1	2	0	0	1	0	0	0	0	0	0	3	0	1	0	1	0	0
LOWENGART Assaf 3b	5	2	2	3	1	0	1	0	0	0	0	0	0	1	0	1	0	0	3	1
GOLDNER Itai dh/p	4	1	1	0	0	0	0	0	0	0	0	0	0	1	0	1	0	0	0	0
WAGMAN Joey lf	4	0	1	0	0	0	0	0	0	0	0	0	0	0	0	0	0	0	0	0
EREL Tal c	4	0	0	1	0	0	0	0	0	0	0	0	0	1	0	0	0	10	0	0
MARGOLIN Ivri p	0	0	0	0	0	0	0	0	0	0	0	0	0	0	0	0	0	1	1	0
GOTTLIEB Orr p	0	0	0	0	0	0	0	0	0	0	0	0	0	0	0	0	0	0	0	0
SHARABI DJ p	0	0	0	0	0	0	0	0	0	0	0	0	0	0	0	0	0	0	0	0
ROSSMAN Charles p	0	0	0	0	0	0	0	0	0	0	0	0	0	0	0	0	0	0	0	0
Totals	34	11	11	8	4	0	2	8	0	0	0	0	0	6	0	3	1	27	9	1

Great Britain

	IP	H	R	ER	BB	SO	WP	HP	BK	IBB	SH	SF	2B	3B	HR	AB	BF	FO	GO	NP
KREISBERG Spencer L,0-1	4.1	7	7	6	4	2	1	0	1	0	0	0	2	0	1	19	23	4	6	78
FRETHEIM Johnny	0.2	1	1	1	0	0	0	0	0	0	0	0	0	0	1	3	3	2	0	14
SABISTON Liam	1.0	1	2	2	3	2	0	1	0	0	0	1	0	0	4	7	0	1	32	
MESSER Christopher	1.0	0	0	0	1	0	0	0	0	0	0	0	0	0	3	3	0	2	14	
MOSIER Fred	1.0	2	1	1	1	1	1	0	0	0	0	0	1	0	0	5	6	2	0	17

Israel

	IP	H	R	ER	BB	SO	WP	HP	BK	IBB	SH	SF	2B	3B	HR	AB	BF	FO	GO	NP
MARGOLIN Ivri	3.1	0	1	1	3	4	0	0	0	0	0	0	0	0	9	12	5	0	52	
GOTTLIEB Orr	2.2	1	2	2	1	3	0	1	4	0	0	1	1	0	0	8	11	2	3	50
SHARABI DJ W,1-0	1.0	0	0	0	0	1	1	0	0	0	0	0	0	0	4	4	1	1	14	
ROSSMAN Charles	1.0	2	1	1	0	1	0	0	0	0	0	0	1	0	0	5	5	0	2	19
GOLDNER Itai	1.0	1	0	0	2	0	0	0	0	0	0	0	1	0	0	3	5	1	1	20

Umpires: HP-Sergio Radice (ITA), 1B-Christopher Feuerecker (GER), 3B-Tomislav Ozimec (CRO)

Scorers: Fabio Zaccaria (ITA), Marco Rocci (ITA)

TC: Christian Posny (GER)

Start: 9:57 Time: 3:07 Attendance: 40 Weather: Party cloudy - 21°C



WBSC EUROPE

Game summary 22

**France – Russia**
5 – 4

 Russia.....011 000 200 - 4 3 0
 France.....031 100 00X - 5 4 0

Russia 4

PLAYER	AB	R	H	BI	2B	3B	HR	BB	SB	CS	HP	SH	SF	SO	IBB	KL	GDP	PO	A	E
CASTILLO VELAZQUEZ D ss	3	1	1	1	0	0	0	2	0	0	0	0	0	0	0	0	0	2	4	0
MONAKHOV NIKITA c	5	0	0	0	0	0	0	0	0	0	0	0	0	2	0	1	0	9	2	0
SOLER HINOJOSA GEIDY rf	3	0	0	1	0	0	0	2	0	0	0	0	0	0	1	0	0	0	1	0
VALIENTE LUIS YUNIOR 2b	3	0	0	1	0	0	0	1	0	0	0	0	0	0	0	0	0	3	3	0
PERES NUNES IAN ALEK 1b	4	1	1	1	0	0	1	0	0	0	0	0	0	1	0	0	0	5	2	0
BULTE PINYA FRANK AN 3b	4	1	1	0	0	0	0	0	0	0	0	0	0	3	0	0	0	0	1	0
VASILEV VIACHESLAV lf	3	1	0	0	0	0	0	1	0	0	0	0	0	2	0	1	0	1	0	0
LOGVINOV ARTEM dh	3	0	0	0	0	0	0	0	0	0	0	0	0	0	0	0	0	0	0	0
LEONOV DENIS ph	1	0	0	0	0	0	0	0	0	0	0	0	0	1	0	1	0	0	0	0
MONAKHOV MAXIM cf	1	0	0	0	0	0	0	3	0	0	0	0	0	0	0	0	0	2	0	0
BALAN VADIM p	0	0	0	0	0	0	0	0	0	0	0	0	0	0	0	0	0	0	0	0
CASTELLO AMADOR RODY p	0	0	0	0	0	0	0	0	0	0	0	0	0	0	0	0	0	0	0	0
SHTYKHER DMITRY p	0	0	0	0	0	0	0	0	0	0	0	0	0	0	0	0	0	2	1	0
BALAN PETR p	0	0	0	0	0	0	0	0	0	0	0	0	0	0	0	0	0	0	0	0
Totals	30	4	3	4	0	0	1	9	0	0	0	0	0	9	1	3	0	24	14	0

France 5

PLAYER	AB	R	H	BI	2B	3B	HR	BB	SB	CS	HP	SH	SF	SO	IBB	KL	GDP	PO	A	E
BROSSIER Paolo rf	3	0	1	3	1	0	0	1	0	0	0	0	0	1	0	0	0	3	0	0
JIMINIAN Leo cf	3	0	0	0	0	0	0	1	0	1	0	0	0	0	0	0	0	3	0	0
BROWN Felix ss	0	1	0	0	0	0	0	4	1	1	0	0	0	0	0	0	0	1	4	0
PAZ Andy 1b	3	0	1	1	0	0	0	1	0	0	0	0	0	0	0	0	0	7	0	0
BRAINVILLE Louis 3b	4	0	0	0	0	0	0	0	0	0	0	0	0	2	0	1	0	2	2	0
PATRICE Daniel 2b	3	0	0	0	0	0	0	1	0	0	0	0	0	2	0	1	0	1	0	0
PAULA Jose-Andres dh/p	3	2	1	0	1	0	0	1	0	0	0	0	0	2	0	1	0	0	0	0
MOORE Eric p	0	0	0	0	0	0	0	0	0	0	0	0	0	0	0	0	0	0	0	0
SOLIVERES Nolan c	3	1	0	0	0	0	0	1	0	0	0	0	0	2	0	0	0	9	0	0
VISSAC Martin lf	3	1	1	1	1	0	0	0	0	0	1	0	0	1	0	0	0	1	0	0
MOULIN Quentin p	0	0	0	0	0	0	0	0	0	0	0	0	0	0	0	0	0	0	0	0
DE LA ROSA Franklin p	0	0	0	0	0	0	0	0	0	0	0	0	0	0	0	0	0	0	0	0
Totals	25	5	4	5	3	0	0	10	1	2	1	0	0	10	0	3	0	27	6	0

Russia

	IP	H	R	ER	BB	SO	WP	HP	BK	IBB	SH	SF	2B	3B	HR	AB	BF	FO	GO	NP
BALAN VADIM L,0-1	2.0	1	3	3	4	2	0	1	0	0	0	0	1	0	0	6	11	0	3	48
CASTELLO AMADOR RODY	2.0	3	2	2	3	2	0	0	0	0	0	0	2	0	0	8	11	3	0	46
SHTYKHER DMITRY	3.0	0	0	0	2	5	0	0	0	0	0	0	0	0	0	8	10	1	2	34
BALAN PETR	1.0	0	0	0	1	1	0	0	0	0	0	0	0	0	0	3	4	0	2	16

France

	IP	H	R	ER	BB	SO	WP	HP	BK	IBB	SH	SF	2B	3B	HR	AB	BF	FO	GO	NP
MOULIN Quentin W,1-0	6.0	3	3	3	3	3	1	0	0	1	0	0	0	0	1	21	24	9	6	100
DE LA ROSA Franklin	0.1	0	1	1	1	0	1	0	0	0	0	0	0	0	0	1	2	1	0	8
PAULA Jose-Andres	2.0	0	0	0	5	5	0	0	0	0	0	0	0	0	0	6	11	0	1	54
MOORE Eric SV,1	0.2	0	0	0	0	1	0	0	0	0	0	0	0	0	0	2	2	0	1	9

Umpires: HP-Marco Taurelli (ITA), 1B-Cuauhtémoc Suárez (ESP), 3B-Gabor Erdos (GBR)

Scorers: Gianmarco Bedetti (ITA), Bruna Beltrando (ITA), Angelo Pesenti (ITA)

TC: Bohumil Bilek (CZE)

Start: 10:34 Time: 3:00 Attendance: 20 Weather: Partly cloudy 21°

Game summary 23

the Netherlands – Sweden
15 – 5



Sweden.....004 100 00 - 5 9 4
Netherlands.....441 000 33 - 15 16 0

Sweden 5

PLAYER	AB	R	H	BI	2B	3B	HR	BB	SB	CS	HP	SH	SF	SO	IBB	KL	GDP	PO	A	E
JOHNSON Joel cf	3	1	1	0	0	0	0	1	0	0	0	0	0	1	0	1	0	5	0	0
JOHNSON Daniel ss	4	1	1	3	1	0	0	0	0	0	0	0	0	2	0	2	0	2	1	1
PAULICH Thomas 3b	4	0	0	0	0	0	0	0	0	0	0	0	0	2	0	2	0	1	3	2
MELIN Niklas dh	4	0	2	1	0	0	0	0	0	1	0	0	0	0	0	0	0	0	0	0
MELENDEZ Markus 1b	0	0	0	0	0	0	0	0	0	0	0	0	0	0	0	0	0	0	0	0
BRANDT Trolle 2b	4	0	0	0	0	0	0	0	0	0	0	0	0	2	0	0	0	3	1	0
JOHANNESSEN Peter rf	4	0	0	0	0	0	0	0	0	0	0	0	0	1	0	0	0	2	0	0
JERFSTEN Oskar c	3	0	1	0	0	0	0	0	0	0	0	0	0	0	0	0	0	3	0	0
SJoRS Per 1b/p	2	2	2	0	1	0	0	0	0	1	0	0	0	0	0	0	0	5	0	0
LINDELL Tommy lf	3	1	2	1	0	0	0	0	1	0	0	0	0	0	0	0	0	2	0	0
MARQVARSEN Erik p	0	0	0	0	0	0	0	0	0	0	0	0	0	0	0	0	0	0	0	0
MATTSSON August p	0	0	0	0	0	0	0	0	0	0	0	0	0	0	0	0	0	0	1	0
BoRJES Sam p	0	0	0	0	0	0	0	0	0	0	0	0	0	0	0	0	0	0	0	1
Totals	31	5	9	5	2	0	0	1	1	1	1	0	0	8	0	5	0	23	6	4

Netherlands 15

PLAYER	AB	R	H	BI	2B	3B	HR	BB	SB	CS	HP	SH	SF	SO	IBB	KL	GDP	PO	A	E
DAAL Calten 2b	6	1	3	0	1	0	0	0	2	0	0	0	0	1	0	0	0	3	3	0
BERNADINA Roger cf	2	3	1	2	1	0	0	2	4	0	1	0	1	0	0	0	0	3	0	0
DIDDER Ray-Patrick rf	4	3	2	2	1	0	1	2	0	1	0	0	0	0	0	0	0	3	1	0
RICHARDSON Denzel dh	4	1	1	1	0	0	0	0	0	0	0	0	1	0	0	0	0	0	0	0
SCHOOP Sharlon 1b	3	2	2	1	0	0	0	2	0	0	0	0	0	1	0	0	0	5	0	0
RICARDO Dashenko c	5	2	4	3	0	0	1	0	0	0	0	0	0	0	0	0	0	9	1	0
MARTINA Junior 3b	2	0	0	0	0	0	0	1	0	0	0	0	0	0	0	0	0	0	2	0
KEMP Dwayne ph/3b	1	0	0	0	0	0	0	1	0	0	0	0	0	0	0	0	0	0	0	0
POLONIUS John ss	5	1	2	3	0	0	1	0	0	0	0	0	0	0	0	0	0	1	0	0
RIP Julian lf	5	2	1	0	0	0	0	1	0	0	0	0	0	0	0	0	0	0	0	0
TIMMERMANS Kaj p	0	0	0	0	0	0	0	0	0	0	0	0	0	0	0	0	0	0	0	0
GONESH Jayden p	0	0	0	0	0	0	0	0	0	0	0	0	0	0	0	0	0	0	0	0
COCU Raf p	0	0	0	0	0	0	0	0	0	0	0	0	0	0	0	0	0	0	0	0
Totals	37	15	16	12	3	0	3	7	9	0	2	0	2	2	0	0	0	24	7	0

Sweden	IP	H	R	ER	BB	SO	WP	HP	BK	IBB	SH	SF	2B	3B	HR	AB	BF	FO	GO	NP
MARQVARSEN Erik L,0-1	1.0	4	4	4	2	0	0	1	0	0	0	1	0	0	0	5	9	1	1	31
MATTSSON August	2.0	5	5	4	0	0	0	0	0	0	0	1	0	0	2	11	12	5	1	46
BoRJES Sam	4.0	3	3	3	5	2	3	1	1	0	0	0	1	0	0	15	21	7	3	85
SJoRS Per	0.2	4	3	3	0	0	0	0	0	0	0	0	2	0	1	6	6	2	0	22

Netherlands	IP	H	R	ER	BB	SO	WP	HP	BK	IBB	SH	SF	2B	3B	HR	AB	BF	FO	GO	NP
TIMMERMANS Kaj	3.2	8	5	4	0	3	0	0	0	0	0	0	2	0	0	18	18	4	3	64
GONESH Jayden W,1-0	2.1	0	0	0	1	2	0	1	0	0	0	0	0	0	0	7	9	3	2	42
COCU Raf	2.0	1	0	0	0	3	0	0	0	0	0	0	0	0	0	6	6	2	0	27

Umpires: HP-Oswald Tscharf (AUT), 1B-Tomislav Ozimec (CRO), 3B-Christopher Feuerecker (GER)
Scorers: Marco Rocci (ITA), Fabio Zaccaria (ITA)
TC: Jaroslav MIKA (CZE)
Start: 14:59 Time: 2:51 Attendance: 40 Weather: Partly Cloudy - 27°C

Game summary 24

Czech Republic – Slovakia 13 – 3



Slovakia.....200 100 00 - 3 6 3
Czech Republic.....020 026 21 - 13 14 0

Slovakia 3

PLAYER	AB	R	H	BI	2B	3B	HR	BB	SB	CS	HP	SH	SF	SO	IBB	KL	GDP	PO	A	E
GRENSDA-DONSKy Matej ss	4	0	0	0	0	0	0	0	0	0	0	0	0	1	0	0	0	1	3	1
BRUNEGRAF Martin 2b	3	1	1	0	0	0	0	1	0	0	0	0	0	1	0	0	0	3	1	0
ISOLD Jakub 1b	3	0	0	0	0	0	0	0	0	0	0	0	0	0	0	0	0	6	0	0
PUSKaR Michal 1b	0	0	0	0	0	0	0	0	0	0	0	0	0	0	0	0	0	1	0	0
LUKASKA Martin ph/lf	1	0	0	0	0	0	0	0	0	0	0	0	0	0	0	0	0	0	0	0
GOTTCHALL Mario dh/lb	4	1	2	2	0	0	1	0	0	0	0	0	0	0	0	0	0	0	0	0
BISKOROVAJNY Tomas cf	4	1	1	0	1	0	0	0	0	0	0	0	0	2	0	0	0	2	0	0
RUDOHRADSKy Matej c	3	0	1	0	0	0	0	0	0	0	0	0	0	0	0	0	0	5	1	0
JUST Daniel 3b	3	0	1	1	0	0	0	0	0	0	0	0	0	1	0	0	0	0	1	1
NOGA Michal lf	2	0	0	0	0	0	0	1	0	0	0	0	0	2	0	0	0	0	0	0
BARTOK Juraj p	0	0	0	0	0	0	0	0	0	0	0	0	0	0	0	0	0	0	0	0
ZACKO Adam rf	3	0	0	0	0	0	0	0	0	0	0	0	0	1	0	1	0	3	0	1
GIECI Martin p	0	0	0	0	0	0	0	0	0	0	0	0	0	0	0	0	0	0	1	0
KOSNA Jaroslav p	0	0	0	0	0	0	0	0	0	0	0	0	0	0	0	0	0	0	0	0
PROHaCZKA Simon p	0	0	0	0	0	0	0	0	0	0	0	0	0	0	0	0	0	0	0	0
BOSANSKY Marek p	0	0	0	0	0	0	0	0	0	0	0	0	0	0	0	0	0	0	0	0
Totals	30	3	6	3	1	0	1	2	0	0	0	0	0	8	0	1	0	21	7	3

Czech Republic 13

PLAYER	AB	R	H	BI	2B	3B	HR	BB	SB	CS	HP	SH	SF	SO	IBB	KL	GDP	PO	A	E
SCHNEIDER Martin ss	5	2	2	0	1	0	0	0	0	0	0	0	0	2	0	0	0	0	1	0
HEJMA Matsj cf	4	1	2	1	0	0	0	1	0	0	0	0	0	0	1	0	0	3	0	0
MALiK Jakub rf	4	2	1	1	1	0	0	1	1	0	0	0	0	0	0	0	0	2	0	0
SECH Petr c	4	2	2	2	0	0	0	0	0	1	0	0	0	1	0	0	0	9	0	0
MENSiK VojtSch 3b	4	2	1	1	1	0	0	1	0	0	0	0	0	1	0	0	0	1	1	0
CHLUP Marek lf	3	1	2	3	0	0	1	2	0	0	0	0	0	0	0	0	0	1	0	0
MUSiK Martin 1b	3	0	1	0	0	0	0	1	0	0	0	0	0	1	0	0	0	7	0	0
CHROUST Psemek ph/lb	2	0	1	2	1	0	0	0	0	0	0	0	0	0	0	0	0	0	0	0
MENSiK Matsj dh	4	0	0	0	0	0	0	0	0	0	0	0	0	0	0	0	0	0	0	0
ZyMA Petr ph	1	1	1	1	0	0	1	0	0	0	0	0	0	0	0	0	0	0	0	0
HAJTMAR Jakub 2b	2	2	1	0	0	0	0	2	0	0	0	0	0	0	0	0	0	1	1	0
CHROUST Radim p	0	0	0	0	0	0	0	0	0	0	0	0	0	0	0	0	0	0	1	0
SATORIA OndSej p	0	0	0	0	0	0	0	0	0	0	0	0	0	0	0	0	0	0	0	0
MERGANS David p	0	0	0	0	0	0	0	0	0	0	0	0	0	0	0	0	0	0	0	0
Totals	36	13	14	11	4	0	2	7	2	0	1	0	0	5	1	0	0	24	4	0

Slovakia

	IP	H	R	ER	BB	SO	WP	HP	BK	IBB	SH	SF	2B	3B	HR	AB	BF	FO	GO	NP
GIECI Martin L,0-1	5.0	5	4	3	3	4	1	1	0	1	0	0	1	0	1	21	25	7	4	79
KOSNA Jaroslav	0.1	4	6	6	2	0	0	0	0	0	0	0	0	0	0	5	7	0	1	22
PROHaCZKA Simon	0.2	1	0	0	2	1	1	0	0	0	0	0	1	0	0	3	5	1	0	20
BOSANSKY Marek	1.0	3	2	2	0	0	0	0	0	0	0	0	2	0	0	6	6	2	1	14
BARTOK Juraj	0.0	1	1	1	0	0	0	0	0	0	0	0	0	0	1	1	1	0	0	3

Czech Republic

	IP	H	R	ER	BB	SO	WP	HP	BK	IBB	SH	SF	2B	3B	HR	AB	BF	FO	GO	NP
CHROUST Radim W,1-0	5.0	4	3	3	2	4	0	0	0	0	0	0	1	0	1	19	21	7	4	71
SATORIA OndSej	1.0	2	0	0	0	2	0	0	0	0	0	0	0	0	0	5	5	1	0	20
MERGANS David	2.0	0	0	0	0	2	0	0	0	0	0	0	0	0	0	6	6	4	0	21

Umpires: HP-Jens Waider (GER), 1B-Gabor Erdos (GBR), 3B-Cuauhtémoc Suárez (ESP)
Scorers: Bruna Beltrando (ITA), Angelo Pesenti (ITA), Anita Manca (ITA)
TC: Marco Screti (ITA)
Start: 15:34 Time: 2:22 Attendance: 30 Weather: Partly cloudy - 27 ° C

Game summary 25

Austria – Slovakia 4 – 3



Slovakia.....002 010 000 - 3 9 3
Austria.....020 020 00X - 4 4 2

Slovakia 3

PLAYER	AB	R	H	BI	2B	3B	HR	BB	SB	CS	HP	SH	SF	SO	IBB	KL	GDP	PO	A	E
BRUNEGRAF Martin 2b	5	1	1	0	0	0	0	0	0	0	0	0	0	0	0	0	0	1	3	0
ESMIR Michal 3b	3	0	1	0	0	0	0	0	0	0	0	0	0	1	0	0	0	0	3	3
PAKSI Denis 3b	1	0	0	0	0	0	0	1	0	0	0	0	0	0	0	0	0	0	0	0
BISKOROVAJNY Tomas cf	4	1	2	2	0	0	0	1	0	0	0	0	0	1	0	0	0	4	0	0
GOTTCHALL Mario c	5	0	3	1	1	0	0	0	0	0	0	0	0	1	0	0	0	5	0	0
LUKASKA Martin rf	3	0	0	0	0	0	0	1	0	0	0	0	0	0	0	0	1	0	0	0
HORASEK Jakub lf	4	0	0	0	0	0	0	0	0	0	0	0	0	0	0	0	0	1	0	0
ISOLD Jakub p	4	0	1	0	0	0	0	0	0	0	0	0	0	1	0	0	0	1	1	0
RUDOHRADSKY Matej 1b	3	0	0	0	0	0	1	0	0	0	0	0	0	1	0	0	0	12	1	0
GRENDASA-DONSKY Matej ss	3	1	1	0	0	0	0	1	0	0	0	0	0	0	0	0	0	0	4	0
Totals	35	3	9	3	1	0	0	5	0	0	0	0	0	5	0	0	1	24	12	3

Austria 4

PLAYER	AB	R	H	BI	2B	3B	HR	BB	SB	CS	HP	SH	SF	SO	IBB	KL	GDP	PO	A	E
SCHEICHER Moritz ss	4	0	0	0	0	0	0	0	0	0	0	0	0	0	0	0	0	1	3	0
ECKEL Philipp 1b	4	0	0	0	0	0	0	0	0	0	0	0	0	0	0	0	0	11	0	0
OBED Ferdinand lf	4	1	1	2	0	0	1	0	0	0	0	0	0	0	0	0	0	3	0	0
HACKL Sammy c	4	1	1	0	1	0	0	0	0	0	0	0	0	1	0	0	0	6	0	0
SALZMANN Benni 2b	2	1	0	0	0	0	0	2	0	0	0	0	0	0	0	0	0	1	4	0
ZIMMERLE Felix dh	2	0	0	0	0	0	2	0	0	0	0	0	0	1	0	0	0	0	0	0
MARIETTE Marcel 3b	2	0	1	1	0	0	0	0	0	0	0	0	1	0	0	0	0	1	2	1
ALZINGER Richard rf	2	0	0	0	0	0	0	0	0	0	0	0	0	1	0	0	0	0	0	0
DIAZ Julio ph	1	0	0	0	0	0	0	0	0	0	0	0	0	0	0	0	0	0	0	0
STEMMER Georg rf	0	0	0	0	0	0	0	0	0	0	0	0	0	0	0	0	0	0	1	0
TALIR Dominik cf	3	1	1	0	0	0	0	0	0	0	0	0	0	2	0	2	0	4	0	0
LETOUZE Thierry p	0	0	0	0	0	0	0	0	0	0	0	0	0	0	0	0	0	0	0	0
HACKL Mo p	0	0	0	0	0	0	0	0	0	0	0	0	0	0	0	0	0	0	0	0
KIEFER Tobias p	0	0	0	0	0	0	0	0	0	0	0	0	0	0	0	0	0	0	0	1
Totals	28	4	4	3	1	0	1	4	0	0	0	0	1	5	0	2	0	27	10	2

Slovakia	IP	H	R	ER	BB	SO	WP	HP	BK	IBB	SH	SF	2B	3B	HR	AB	BF	FO	GO	NP
ISOLD Jakub L,0-1	8.0	4	4	2	4	5	0	0	0	0	0	1	1	0	1	28	33	6	12	114

Austria	IP	H	R	ER	BB	SO	WP	HP	BK	IBB	SH	SF	2B	3B	HR	AB	BF	FO	GO	NP
LETOUZE Thierry W,1-0	6.0	7	3	3	2	2	0	0	0	0	0	0	1	0	0	26	28	11	5	91
HACKL Mo	1.0	1	0	0	2	0	0	0	0	0	0	0	0	0	0	2	4	0	1	18
KIEFER Tobias SV,1	2.0	1	0	0	1	3	0	0	0	0	0	0	0	0	0	7	8	0	3	31

Umpires: HP-Cuahtémoc Suárez (ESP), 1B-Alessandro Spera (ITA), 3B-Sergio Radice (ITA)
Scorers: Gianmarco Bedetti (ITA), Angelo Pesenti (ITA), Bruna Beltrando (ITA)
TC: Bohumil Bilek (CZE)
Start: 16:02 Time: 2:10 Attendance: 50 Weather: Cloudy - 25 ° C

Game summary 26



Ukraine – Russia
5 – 15



Russia.....470 100 3 - 15 17 2
Ukraine.....010 022 0 - 5 8 4

Russia 15

PLAYER	AB	R	H	BI	2B	3B	HR	BB	SB	CS	HP	SH	SF	SO	IBB	KL	GDP	PO	A	E	
CASTILLO VELAZQUEZ D ss	4	1	0	0	0	0	0	0	0	0	0	0	0	0	0	0	0	0	1	0	
LOGVINOV ARTEM ss	2	0	0	0	0	0	0	0	0	0	0	0	0	0	0	0	0	0	0	1	0
LEONOV DENIS dh	4	1	2	1	0	0	0	1	0	0	0	0	0	1	0	0	0	0	0	0	0
BULTE PINYA FRANK AN 3b	0	0	0	0	0	0	0	0	0	0	0	0	0	0	0	0	0	0	0	0	0
SOLER HINOJOSA GEIDY rf	5	2	2	0	0	0	0	0	0	0	0	0	0	0	0	0	0	0	2	1	0
VALIENTE LUIS YUNIOR 2b	5	3	4	3	1	0	0	0	0	0	0	0	0	0	0	0	0	0	3	3	0
PERES NUNES IAN ALEK 1b	2	2	0	0	0	0	0	1	0	0	0	0	0	1	0	1	0	0	0	0	0
CHERMOSHENTSEV KIRIL 1b	2	0	0	0	0	0	0	0	0	0	0	0	0	0	0	0	0	0	3	0	0
VASILEV VIACHESLAV lf	2	2	2	4	0	0	1	0	0	0	0	0	0	0	0	0	0	0	0	0	0
BOLGOV ALEXANDER lf	3	1	1	1	0	0	0	0	0	0	0	0	0	0	0	0	0	0	0	0	0
TRUSOV ANTON 3b/p	4	1	2	0	0	0	0	0	0	0	1	0	0	0	0	0	0	0	3	0	1
MAKARKIN MAKSIM c	4	1	3	2	1	0	0	0	0	0	1	0	0	1	0	0	0	6	0	1	0
MONAKHOV MAXIM cf	2	1	1	2	0	0	0	2	0	0	0	0	1	0	0	0	0	4	0	0	0
LUKASHEVICH ALIAKSEI p	0	0	0	0	0	0	0	0	0	0	0	0	0	0	0	0	0	0	0	0	0
ILIN VLADISLAV p	0	0	0	0	0	0	0	0	0	0	0	0	0	0	0	0	0	0	0	0	0
Totals	39	15	17	13	2	0	1	4	0	0	2	0	1	3	0	1	0	21	6	2	0

Ukraine 5

PLAYER	AB	R	H	BI	2B	3B	HR	BB	SB	CS	HP	SH	SF	SO	IBB	KL	GDP	PO	A	E	
KOSENKO Vladyslav cf	4	0	1	0	0	0	0	1	0	0	0	0	0	0	0	0	0	5	0	0	0
CHUKHAS Kostiantyn ss	3	0	2	1	0	0	0	2	0	0	0	0	0	0	0	0	0	2	0	1	0
BRECHKO Denys 3b	3	1	1	0	0	0	0	2	0	0	0	0	0	1	0	1	0	0	4	2	0
HVRYTISHVILI Heorhii dh	3	1	0	0	0	0	0	1	0	0	0	0	0	2	0	0	0	0	0	0	0
LIMARENKO Dmytro rf	1	1	1	0	1	0	0	3	0	0	0	0	0	0	0	0	0	3	0	0	0
VELYKYI Illia c	4	1	1	1	0	0	0	0	0	0	0	0	0	1	0	0	0	4	0	0	0
BOIKO Kostiantyn 2b	3	0	0	0	0	0	0	1	0	0	0	0	0	0	0	1	0	2	2	0	0
BOIKO Oleksii 1b	2	1	1	0	0	0	0	1	0	0	0	0	0	1	0	1	0	3	0	0	0
SHVETS Yurii 1b	1	0	0	0	0	0	0	0	0	0	0	0	0	0	0	0	0	1	0	0	0
TKACHENKO Yevhenii lf	4	0	1	1	1	0	0	0	0	0	0	0	0	1	0	1	0	1	0	1	0
LIAKHOVETSKYI Mykola p	0	0	0	0	0	0	0	0	0	0	0	0	0	0	0	0	0	0	0	0	0
LUKIN Ihor p	0	0	0	0	0	0	0	0	0	0	0	0	0	0	0	0	0	0	0	1	0
KHODAKOVSKYI Danyil p	0	0	0	0	0	0	0	0	0	0	0	0	0	0	0	0	0	0	0	0	0
Totals	28	5	8	3	2	0	0	11	0	0	0	0	0	6	0	3	1	21	7	4	0

Russia

	IP	H	R	ER	BB	SO	WP	HP	BK	IBB	SH	SF	2B	3B	HR	AB	BF	FO	GO	NP
LUKASHEVICH ALIAKSEI	4.0	4	1	1	7	5	0	0	0	0	0	0	0	0	0	15	22	5	1	84
ILIN VLADISLAV	2.0	3	4	2	4	1	0	0	0	0	0	0	2	0	0	9	13	3	1	52
TRUSOV ANTON W,1-0	1.0	1	0	0	0	0	0	0	0	0	0	0	0	0	0	4	4	2	1	14

Ukraine

	IP	H	R	ER	BB	SO	WP	HP	BK	IBB	SH	SF	2B	3B	HR	AB	BF	FO	GO	NP
LIAKHOVETSKYI Mykola L,0-1	1.1	6	11	5	3	1	0	2	0	0	0	0	1	0	1	12	17	2	1	73
LUKIN Ihor	5.1	11	4	4	0	2	1	0	0	0	0	1	1	0	0	26	27	9	4	89
KHODAKOVSKYI Danyil	0.1	0	0	0	1	0	1	0	0	0	0	0	0	0	0	1	2	1	0	9

Umpires: HP-Serge Makouchetchev (FRA), 1B-Marco Taurelli (ITA), 3B-Christopher Feuerecker (GER)
Scorers: Fabio Zaccaria (ITA), Marco Rocci (ITA), Alessandro Meli (ITA)
TC: Paul BOKERN (NED)
Start: 14:58 Time: 2:39 Attendance: 25 Weather: Party cloudy - 27°C

Game summary 27



Greece – Sweden
0 – 10



Sweden.....123 121 0 - 10 11 1
Greece.....000 000 0 - 0 4 2

Sweden 10

PLAYER	AB	R	H	BI	2B	3B	HR	BB	SB	CS	HP	SH	SF	SO	IBB	KL	GDP	PO	A	E
JOHNSON Joel cf	3	1	2	2	1	0	0	1	1	0	0	0	0	0	0	0	0	5	0	0
JOHNSON Daniel ss	3	2	0	0	0	0	0	1	0	0	0	0	0	0	0	0	0	2	1	0
PAULICH Thomas 3b	4	1	1	0	0	0	0	0	0	0	0	0	0	0	0	0	0	0	0	0
MELIN Niklas dh	4	1	2	1	1	0	0	0	0	0	0	0	0	0	0	0	0	0	0	0
BRANDT Trolle 2b	3	1	2	2	0	0	0	0	0	0	0	0	1	1	0	0	0	2	3	0
JOHANNESSEN Peter rf	0	0	0	0	0	0	0	0	0	0	1	0	0	0	0	0	0	0	0	0
JERFSTEN Oskar pr/rf	2	1	0	0	0	0	0	0	0	0	0	1	0	1	0	0	0	0	0	0
MELENDEZ Markus c	3	3	2	1	1	0	0	1	0	0	0	0	0	1	0	0	0	1	0	0
SJoRS Per 1b	4	0	1	1	0	0	0	0	0	0	0	0	0	2	0	0	0	9	0	1
LINDELL Tommy lf	4	0	1	1	0	0	0	0	0	0	0	0	0	1	0	0	0	2	0	0
JOHNSON Benjamin p	0	0	0	0	0	0	0	0	0	0	0	0	0	0	0	0	0	0	2	0
Totals	30	10	11	8	3	0	0	3	1	0	1	1	1	6	0	0	0	21	6	1

Greece 0

PLAYER	AB	R	H	BI	2B	3B	HR	BB	SB	CS	HP	SH	SF	SO	IBB	KL	GDP	PO	A	E
TORRES HONDRO cf	3	0	1	0	0	0	0	0	0	0	0	0	0	0	0	0	0	3	1	1
ROULIS Tom ss	3	0	0	0	0	0	0	0	0	0	0	0	0	0	0	0	0	2	1	0
KOURTIS Dimitrios 3b	1	0	0	0	0	0	0	0	0	0	2	0	0	0	0	0	0	1	1	1
SECHOPOULOS ARI rf	3	0	1	0	0	0	0	0	0	0	0	0	0	0	0	0	0	3	0	0
HALAMANDARIS NICK 1b	3	0	0	0	0	0	0	0	0	0	0	0	0	0	0	1	0	4	0	0
TORRES Antonio c	3	0	1	0	0	0	0	0	0	0	0	0	0	0	0	0	0	6	1	0
TSIFLIKIOTIS George dh	3	0	1	0	0	0	0	0	0	0	0	0	0	1	0	0	0	0	0	0
KAPOTHANASIS KOSTA lf	2	0	0	0	0	0	0	1	0	0	0	0	0	0	0	0	0	0	0	0
GOUREN MAX 2b	3	0	0	0	0	0	0	0	0	0	0	0	0	0	0	0	0	2	0	0
BOURDANIOTIS Theon p	0	0	0	0	0	0	0	0	0	0	0	0	0	0	0	0	0	0	0	0
CHRISTIDIS DEAN EVAN p	0	0	0	0	0	0	0	0	0	0	0	0	0	0	0	0	0	0	0	0
ORFANIDIS YANNI p	0	0	0	0	0	0	0	0	0	0	0	0	0	0	0	0	0	0	0	0
Totals	24	0	4	0	0	0	0	1	0	0	2	0	0	1	0	0	1	21	4	2

Sweden	IP	H	R	ER	BB	SO	WP	HP	BK	IBB	SH	SF	2B	3B	HR	AB	BF	FO	GO	NP
JOHNSON Benjamin W,1-0	7.0	4	0	0	1	1	1	2	0	0	0	0	0	0	0	24	27	11	7	85

Greece	IP	H	R	ER	BB	SO	WP	HP	BK	IBB	SH	SF	2B	3B	HR	AB	BF	FO	GO	NP
BOURDANIOTIS Theon L,0-1	3.0	8	6	5	1	3	2	1	0	0	0	1	2	0	0	15	18	4	1	76
CHRISTIDIS DEAN EVAN	1.2	2	3	2	1	1	1	0	0	0	1	0	1	0	0	7	9	3	1	36
ORFANIDIS YANNI	2.1	1	1	1	1	2	0	0	0	0	0	0	0	0	0	8	9	2	3	43

Umpires: HP-Martijn BOSSCHAART (NED), 1B-Edwin LOUISA (NED), 3B-Jiri KROUPA (CZE)
Scorers: Angelo Pesenti (ITA), Bruna Beltrando (ITA), Gianmarco Bedetti (ITA)
TC: Jaroslav MIKA (CZE)
Start: 20:39 Time: 2:19 Attendance: 100 Weather: Cloudy 22°

Game summary 28



Germany – France
3 – 2



France.....000 000 020 - 2 5 1
Germany.....000 020 10X - 3 9 0

France 2

PLAYER	AB	R	H	BI	2B	3B	HR	BB	SB	CS	HP	SH	SF	SO	IBB	KL	GDP	PO	A	E
BROSSIER Paolo rf	3	1	0	0	0	0	0	0	0	0	2	0	0	1	0	0	0	2	0	1
JIMINIAN Leo cf	4	0	2	1	0	0	0	0	1	0	0	0	0	1	0	0	0	3	0	0
BROWN Felix ss	4	0	0	0	0	0	0	0	0	0	0	0	0	1	0	1	0	1	2	0
PAZ Andy lb	2	0	0	0	0	0	0	2	0	0	0	0	0	0	1	0	0	10	0	0
PAULA Jose-Andres dh	4	0	0	0	0	0	0	0	0	0	0	0	0	2	0	0	0	0	0	0
BRAINVILLE Louis 3b	4	0	1	0	0	0	0	0	0	0	0	0	0	0	0	0	0	2	3	0
BOUCHERON Jacques pr	0	0	0	0	0	0	0	0	0	0	0	0	0	0	0	0	0	0	0	0
DAGNEAU Bastien lf	4	0	1	0	0	0	0	1	0	0	0	0	0	0	0	0	0	0	0	0
SOLIVERES Nolan c	3	0	0	0	0	0	0	0	0	0	0	0	0	1	0	0	0	4	1	0
PATRICE Daniel ph	1	0	0	0	0	0	0	0	0	0	0	0	0	1	0	0	0	0	0	0
VISSAC Martin 2b	3	1	1	0	1	0	0	1	0	0	0	0	0	0	0	0	0	2	3	0
PRIOUL Esteban p	0	0	0	0	0	0	0	0	0	0	0	0	0	0	0	0	0	0	2	0
MEURANT Tanguy p	0	0	0	0	0	0	0	0	0	0	0	0	0	0	0	0	0	0	0	0
COSTE Gedeon p	0	0	0	0	0	0	0	0	0	0	0	0	0	0	0	0	0	0	0	0
NAYRAL Mathis p	0	0	0	0	0	0	0	0	0	0	0	0	0	0	0	0	0	0	0	0
Totals	32	2	5	1	1	0	0	3	2	0	2	0	0	7	1	1	0	24	11	1

Germany 3

PLAYER	AB	R	H	BI	2B	3B	HR	BB	SB	CS	HP	SH	SF	SO	IBB	KL	GDP	PO	A	E
SCHMIDT Alexander ss	3	0	1	1	0	0	0	1	0	0	0	0	0	0	0	0	0	0	2	0
LARRY Shawn rf	2	0	0	0	0	0	0	2	1	0	0	0	0	0	0	0	0	2	0	0
BRENK Eric 3b/p	3	1	1	1	0	0	0	0	1	0	0	0	1	2	0	1	0	2	3	0
GuHRING Simon dh	4	0	0	0	0	0	0	0	0	0	0	0	0	0	0	0	0	0	0	0
STOCKLIN Lennard 3b	0	0	0	0	0	0	0	0	0	0	0	0	0	0	0	0	0	0	0	0
HELMIG Lou lf	4	0	3	1	0	0	0	0	1	0	0	0	0	0	0	0	0	2	0	0
HoRGER Luca lf	0	0	0	0	0	0	0	0	0	0	0	0	0	0	0	0	0	1	0	0
CARDOSO Marco 2b	4	0	2	0	1	0	0	0	1	0	0	0	0	0	0	0	0	0	1	0
VON GARßEN Elias lb	4	1	1	0	0	0	0	0	0	0	0	0	0	0	0	0	0	9	1	0
AMON Pascal cf	2	0	0	0	0	0	0	1	0	0	0	1	0	1	0	0	0	3	0	0
WALTHER Yannic c	4	1	1	0	0	0	0	0	0	0	0	0	0	0	0	0	0	8	0	0
WILHELM Maurice p	0	0	0	0	0	0	0	0	0	0	0	0	0	0	0	0	0	0	1	0
Totals	30	3	9	3	1	0	0	4	3	1	0	1	1	3	0	1	0	27	8	0

France	IP	H	R	ER	BB	SO	WP	HP	BK	IBB	SH	SF	2B	3B	HR	AB	BF	FO	GO	NP
PRIOUL Esteban L,0-1	4.1	5	2	2	3	2	0	0	0	0	1	0	0	0	0	16	20	5	5	89
MEURANT Tanguy	0.2	0	0	0	0	0	0	0	0	0	0	1	0	0	0	1	2	2	0	5
COSTE Gedeon	0.0	1	0	0	0	0	0	0	0	0	0	0	0	0	0	1	1	0	0	6
NAYRAL Mathis	3.0	3	1	1	1	1	0	0	0	0	0	0	1	0	0	12	13	2	6	49

Germany	IP	H	R	ER	BB	SO	WP	HP	BK	IBB	SH	SF	2B	3B	HR	AB	BF	FO	GO	NP
WILHELM Maurice W,1-0	7.1	2	2	2	2	5	1	2	0	0	0	0	0	0	0	24	28	10	7	117
BRENK Eric SV,1	1.2	3	0	0	1	2	1	0	1	1	0	0	1	0	0	8	9	2	1	33

Umpires: HP-Vladimir Richter (CZE), 1B-Winfried BERKVENS (NED), 3B-Gabor Erdos (GBR)
Scorers: Stephanie Winkler (GER), Anita Manca (ITA), Stefano Burlini (ITA)
TC: Ludo Peeters (BEL)
Start: 15:34 Time: 2:52 Attendance: 45 Weather: Cloudy - 25°C

Game summary 29

	Russia – Austria 14 – 4	
--	--	--

Austria.....300 001 0 - 4 1 2
 Russia.....212 008 1 - 14 12 1

Austria 4

PLAYER	AB	R	H	BI	2B	3B	HR	BB	SB	CS	HP	SH	SF	SO	IBB	KL	GDP	PO	A	E
SCHEICHER Moritz ss	2	0	0	0	0	0	0	1	0	0	0	0	0	1	0	0	0	0	1	1
DIAZ Julio ph	1	0	0	0	0	0	0	0	0	0	0	0	0	1	0	0	0	0	0	0
HACKL Mo ss	0	0	0	0	0	0	0	0	0	0	0	0	0	0	0	0	0	0	0	0
ECKEL Philipp 3b	2	1	0	0	0	0	0	2	0	0	0	0	0	0	0	0	1	0	2	1
SALZMANN Benni 2b	3	1	0	0	0	0	0	1	0	0	0	0	0	2	0	0	0	2	0	0
OBED Ferdinand dh	3	2	1	3	0	0	1	1	0	0	0	0	0	0	0	0	0	0	0	0
ZIMMERLE Felix 1b	1	0	0	0	0	0	0	2	0	0	0	0	0	0	0	0	0	5	0	0
BRENNER Phillip rf	1	0	0	0	0	0	0	2	0	0	0	0	0	1	0	0	0	3	0	0
STEMMER Georg lf	2	0	0	1	0	0	0	0	0	0	0	0	1	1	0	0	0	3	0	0
WERNER Tobias c	3	0	0	0	0	0	0	0	0	0	0	0	0	0	0	0	0	4	2	0
TALIR Dominik cf	3	0	0	0	0	0	0	0	0	0	0	0	0	3	0	1	0	3	0	0
FURBOCK Brian p	0	0	0	0	0	0	0	0	0	0	0	0	0	0	0	0	0	0	2	0
HIRNSCHAL Fabian p	0	0	0	0	0	0	0	0	0	0	0	0	0	0	0	0	0	0	0	0
ZOUFAL Alessandro p	0	0	0	0	0	0	0	0	0	0	0	0	0	0	0	0	0	0	0	0
SIMONSEN Jak p	0	0	0	0	0	0	0	0	0	0	0	0	0	0	0	0	0	0	0	0
Totals	21	4	1	4	0	0	1	9	0	0	0	0	1	9	0	1	1	20	7	2

Russia 14

PLAYER	AB	R	H	BI	2B	3B	HR	BB	SB	CS	HP	SH	SF	SO	IBB	KL	GDP	PO	A	E
CASTILLO VELAZQUEZ D ss	5	1	2	1	0	1	0	0	0	0	0	0	0	0	0	0	0	0	2	0
MONAKHOV NIKITA dh	4	1	0	0	0	0	0	0	0	0	0	0	0	2	0	0	0	0	0	0
CHERMOSHENTSEV KIRIL ph/dh	1	0	1	0	1	0	0	0	0	0	0	0	0	0	0	0	0	0	0	0
SOLER HINOJOSA GEIDY rf	3	3	2	3	0	0	1	2	0	0	0	0	0	0	0	0	0	1	0	0
BOLGOV ALEXANDER rf	0	0	0	0	0	0	0	0	0	0	0	0	0	0	0	0	0	0	0	0
VALIENTE LUIS YUNIOR 2b	4	3	2	1	1	0	0	0	0	0	1	0	0	2	0	1	0	2	1	0
PERES NUNES IAN ALEK 1b	4	1	2	1	0	0	0	1	0	0	0	0	0	1	0	0	0	5	0	0
VASILEV VIACHESLAV lf	3	1	1	1	0	0	0	1	0	0	0	0	1	1	0	0	0	0	0	0
BULTE PINYA FRANK AN 3b	2	2	0	0	0	0	0	1	0	0	1	0	0	0	0	0	0	0	1	1
MAKARKIN MAKSIM c	3	1	1	1	0	0	0	1	0	0	0	0	0	1	0	0	0	8	1	0
MONAKHOV MAXIM cf	3	1	1	3	0	0	1	1	0	0	0	0	0	0	0	0	0	5	0	0
PATON JAMES THOMAS p	0	0	0	0	0	0	0	0	0	0	0	0	0	0	0	0	0	0	0	0
KUZNETSOV ANTON p	0	0	0	0	0	0	0	0	0	0	0	0	0	0	0	0	0	0	0	0
SHTYKHER DMITRY p	0	0	0	0	0	0	0	0	0	0	0	0	0	0	0	0	0	0	0	0
Totals	32	14	12	11	2	1	2	7	0	0	2	0	1	7	0	1	0	21	5	1

Austria

	IP	H	R	ER	BB	SO	WP	HP	BK	IBB	SH	SF	2B	3B	HR	AB	BF	FO	GO	NP
FURBOCK Brian L,0-1	2.1	3	5	5	6	3	3	0	0	0	0	0	1	0	1	11	17	2	3	76
HIRNSCHAL Fabian	3.0	5	6	6	1	3	0	2	0	0	0	0	1	0	14	17	4	2	56	
ZOUFAL Alessandro	0.2	3	2	2	0	0	1	0	0	0	0	0	1	0	1	5	5	2	0	16
SIMONSEN Jak	0.2	1	1	0	0	1	0	0	0	0	0	1	0	0	0	2	3	1	0	9

Russia

	IP	H	R	ER	BB	SO	WP	HP	BK	IBB	SH	SF	2B	3B	HR	AB	BF	FO	GO	NP
PATON JAMES THOMAS	3.1	1	3	3	5	3	0	0	0	0	0	0	0	0	1	10	15	3	3	71
KUZNETSOV ANTON	2.2	0	1	1	3	4	0	0	0	0	0	1	0	0	0	7	11	3	1	49
SHTYKHER DMITRY W,1-0	1.0	0	0	0	1	2	0	0	0	0	0	0	0	0	0	4	5	1	0	19

Umpires: HP-Winfried BERKVEN (NED), 1B-Vladimir Richter (CZE), 3B-Gabor Erdos (GBR)
 Scorers: Bruna Beltrando (ITA), Alessandro Meli (ITA)
 TC: Stephen Lesfargues (FRA)
 Start: 10:31 Time: 2:52 Attendance: 100 Weather: Partly cloudy 19° C

Game summary 30



Germany – Sweden
13 – 2



Sweden.....000 101 0 - 2 6 2
Germany.....360 103 X - 13 11 0

Sweden 2

PLAYER	AB	R	H	BI	2B	3B	HR	BB	SB	CS	HP	SH	SF	SO	IBB	KL	GDP	PO	A	E
JOHNSON Joel cf	3	2	2	0	2	0	0	0	0	0	0	0	0	1	0	0	0	4	0	0
JOHNSON Daniel ss	3	0	1	0	0	0	0	0	0	0	0	0	0	0	0	0	0	3	1	1
PAULICH Thomas 3b	2	0	0	1	0	0	0	1	0	1	0	0	0	0	0	0	0	0	1	0
MELIN Niklas dh	2	0	1	1	0	0	0	0	0	0	0	0	1	0	0	0	0	0	0	0
BRANDT Trolle 2b	2	0	0	0	0	0	0	0	0	0	0	0	1	0	1	0	0	0	1	1
SJoLUND Linus 2b	1	0	0	0	0	0	0	0	0	0	0	0	0	1	0	1	0	0	0	0
JOHANNESSEN Peter rf	3	0	1	0	1	0	0	0	0	0	0	0	0	2	0	1	0	2	0	0
MELENDEZ Markus c	3	0	0	0	0	0	0	0	0	0	0	0	0	0	0	0	0	5	0	0
SJoRS Per 1b	1	0	1	0	0	0	0	0	0	1	0	0	0	0	0	0	0	0	0	0
MATTSSON August ph/lb	2	0	0	0	0	0	0	0	0	0	0	0	0	2	0	0	0	2	2	0
LINDELL Tommy lf	2	0	0	0	0	0	0	0	0	0	0	0	0	2	0	1	0	2	0	0
SYReN Jakob p	0	0	0	0	0	0	0	0	0	0	0	0	0	0	0	0	0	0	0	0
HOPKINS Julius p	0	0	0	0	0	0	0	0	0	0	0	0	0	0	0	0	0	0	0	0
PARGAS Moisses p	0	0	0	0	0	0	0	0	0	0	0	0	0	0	0	0	0	0	0	0
MARQVARDSEN Erik p	0	0	0	0	0	0	0	0	0	0	0	0	0	0	0	0	0	0	0	0
Totals	24	2	6	2	3	0	0	1	0	2	0	0	1	9	0	4	0	18	5	2

Germany 13

PLAYER	AB	R	H	BI	2B	3B	HR	BB	SB	CS	HP	SH	SF	SO	IBB	KL	GDP	PO	A	E
SCHMIDT Alexander ss	3	2	3	0	0	0	0	0	1	0	0	0	0	0	0	0	0	0	3	0
STOCKLIN Lennard ph/3b	2	0	0	0	0	0	0	0	0	0	0	0	0	0	0	0	0	0	1	0
LARRY Shawn rf	3	0	0	1	0	0	0	0	0	0	0	0	1	2	0	0	0	1	0	0
BRENK Eric 3b/ss	3	1	0	0	0	0	0	1	0	0	0	0	0	1	0	1	0	1	2	0
GuHRING Simon dh	2	1	1	3	0	0	1	1	0	0	0	0	0	0	0	0	0	0	0	0
WEBER Danilo pr/dh	0	2	0	0	0	0	0	0	0	0	1	0	0	0	0	0	0	0	0	0
HELMIG Lou lf	4	3	2	2	1	0	0	0	0	0	0	0	0	0	0	0	0	0	0	0
CARDOSO Marco 2b	3	2	2	3	0	0	1	1	0	0	0	0	0	0	0	0	0	1	1	0
VON GARßEN Elias 1b	3	0	2	3	1	0	0	0	0	0	0	0	1	0	0	0	0	8	1	0
AHRENS Vincent c	2	1	0	0	0	0	0	2	0	0	0	0	0	0	0	0	0	8	3	0
AMON Pascal cf	4	1	1	1	0	0	0	0	0	0	0	0	0	1	0	0	0	2	0	0
MARQUEZ Enorbel p	0	0	0	0	0	0	0	0	0	0	0	0	0	0	0	0	0	0	0	0
MENDELSON Daniel p	0	0	0	0	0	0	0	0	0	0	0	0	0	0	0	0	0	0	0	0
Totals	29	13	11	13	2	0	2	5	1	0	1	0	2	4	0	1	0	21	11	0

Sweden

	IP	H	R	ER	BB	SO	WP	HP	BK	IBB	SH	SF	2B	3B	HR	AB	BF	FO	GO	NP
SYReN Jakob L,0-2	0.2	3	3	3	1	1	0	0	0	0	0	0	1	0	0	5	6	1	0	30
HOPKINS Julius	2.1	6	6	4	1	1	0	0	0	0	0	1	1	0	2	13	15	5	1	63
PARGAS Moisses	2.0	0	1	0	2	2	0	0	0	0	0	1	0	0	0	6	9	2	3	41
MARQVARDSEN Erik	1.0	2	3	3	1	0	0	1	0	0	0	0	0	0	0	5	7	1	2	27

Germany

	IP	H	R	ER	BB	SO	WP	HP	BK	IBB	SH	SF	2B	3B	HR	AB	BF	FO	GO	NP
MARQUEZ Enorbel W,1-1	5.0	4	1	1	0	7	0	0	0	0	0	0	1	0	0	18	18	1	6	77
MENDELSON Daniel	2.0	2	1	1	1	2	0	0	0	0	0	1	2	0	0	6	8	2	1	36

Umpires: HP-Sergio Radice (ITA), 1B-Oswald Tscharf (AUT), 3B-DMITRY KOBZEV (RUS)

Scorers: Stephanie Winkler (GER), Fabio Zaccaria (ITA)

TC: Bohumil Bilek (CZE)

Start: 14:59 Time: 2:27 Attendance: 0 Weather: Partly cloudy - 24°C

Game summary 31



Italy - Croatia
8 - 5



Croatia.....001 010 003 - 5 11 1
Italy.....100 300 04X - 8 9 2

Croatia 5

PLAYER	AB	R	H	BI	2B	3B	HR	BB	SB	CS	HP	SH	SF	SO	IBB	KL	GDP	PO	A	E
JONES Andrew lf	4	0	1	0	0	0	0	1	0	0	0	0	0	1	0	0	0	2	1	0
HERRERA Jose ss	4	1	2	3	1	0	1	0	0	0	0	0	1	0	0	0	0	1	4	0
SMITH Philip c	5	0	2	0	1	0	0	0	0	0	0	0	0	2	0	1	0	3	0	0
TOMIS Andrija rf	4	0	0	0	0	0	0	0	0	0	0	0	0	3	0	2	0	1	0	0
KRSOLOVIC Ronald Ant 3b/p	3	0	0	0	0	0	1	0	0	0	0	0	1	0	1	0	0	0	1	0
TADIS Marin p	0	0	0	0	0	0	0	0	0	0	0	0	0	0	0	0	0	0	0	0
HORVATIS Antonio dh/p/3b	4	1	3	0	2	0	0	0	0	0	0	0	0	0	0	0	0	0	0	0
GALES Slobodan cf	3	1	0	0	0	0	1	0	0	0	0	0	0	0	0	0	0	3	1	0
RUMORA Petar Jure 1b	4	0	2	0	0	0	0	0	0	0	0	0	0	1	0	1	0	7	1	0
JURISIS Petar pr	0	1	0	0	0	0	0	0	0	0	0	0	0	0	0	0	0	0	0	0
GOJKOVIS Kruno 2b	3	1	1	1	0	0	0	0	0	0	0	0	1	1	0	0	0	7	4	1
DIAZ Jose p	0	0	0	0	0	0	0	0	0	0	0	0	0	0	0	0	0	0	1	0
Totals	34	5	11	4	4	0	1	3	0	0	0	0	2	9	0	5	0	24	13	1

Italy 8

PLAYER	AB	R	H	BI	2B	3B	HR	BB	SB	CS	HP	SH	SF	SO	IBB	KL	GDP	PO	A	E
GONZALEZ Noel rf	3	0	0	0	0	0	0	1	0	0	0	1	0	0	0	0	0	3	1	0
FERRINI Leo 3b	5	0	1	1	0	0	0	0	0	0	0	0	0	1	0	0	0	2	2	1
PIZZANO Dario lf	5	2	2	3	0	0	1	0	0	0	0	0	0	0	0	0	0	1	0	0
FRISCIA Vito 1b	4	1	2	1	0	0	1	1	0	0	0	0	0	0	0	0	0	7	0	0
MINEO Alberto dh	2	0	0	0	0	0	0	3	0	0	0	0	0	0	0	0	0	0	0	0
LIBERATORE Ernesto c	3	1	2	1	1	0	0	0	0	0	1	0	0	0	0	0	0	10	0	0
CELLI Federico cf	3	1	0	0	0	0	1	0	0	0	0	0	0	1	0	0	0	2	1	1
EPIFANO Erick ss	3	2	2	0	0	0	1	0	0	0	0	0	0	0	0	0	0	0	3	0
MERCURI Mattia 2b	1	1	0	1	0	0	0	1	1	0	1	0	1	0	0	0	1	2	2	0
BROLO Murilo p	0	0	0	0	0	0	0	0	0	0	0	0	0	0	0	0	0	0	0	0
ANDRETTA Maurizio p	0	0	0	0	0	0	0	0	0	0	0	0	0	0	0	0	0	0	0	0
CREPALDI Filippo p	0	0	0	0	0	0	0	0	0	0	0	0	0	0	0	0	0	0	0	0
BOCCHI Matteo p	0	0	0	0	0	0	0	0	0	0	0	0	0	0	0	0	0	0	0	0
BASSANI Alex p	0	0	0	0	0	0	0	0	0	0	0	0	0	0	0	0	0	0	0	0
Totals	29	8	9	7	1	0	2	8	1	0	2	1	1	2	0	0	1	27	9	2

Croatia	IP	H	R	ER	BB	SO	WP	HP	BK	IBB	SH	SF	2B	3B	HR	AB	BF	FO	GO	NP
DIAZ Jose L,1-1	3.1	6	4	3	3	1	1	1	0	0	0	1	1	0	0	14	19	5	2	72
HORVATIS Antonio	4.1	2	3	3	5	1	0	1	0	0	1	0	0	0	1	13	20	3	8	72
TADIS Marin	0.1	1	1	1	0	0	0	0	0	0	0	0	0	0	1	2	2	1	0	5

Italy	IP	H	R	ER	BB	SO	WP	HP	BK	IBB	SH	SF	2B	3B	HR	AB	BF	FO	GO	NP
BROLO Murilo	4.0	4	1	1	0	5	0	0	0	0	0	0	1	0	1	16	16	4	2	62
ANDRETTA Maurizio	1.1	3	1	1	1	1	0	0	0	0	0	0	1	0	0	6	7	1	1	29
CREPALDI Filippo	1.2	1	0	0	1	1	0	0	0	0	0	0	1	0	0	5	6	1	2	20
BOCCHI Matteo W,1-0	1.0	0	0	0	0	1	0	0	0	0	0	0	0	0	0	3	3	1	1	13
BASSANI Alex	1.0	3	3	2	1	1	0	0	0	0	0	2	1	0	0	4	7	2	0	25

Umpires: HP-Jens Waider (GER), 1B-Cuauhtémoc Suárez (ESP), 3B-Tony Jones (FIN)
Scorers: Angelo Pesenti (ITA), Gianmarco Bedetti (ITA)
TC: Frantisek Bunta (SVK)
Start: 15:04 Time: 3:14 Attendance: 200 Weather: Cloudy - 24°C

Game summary 32



Israel – Czech Republic 3 – 2



Czech Republic.....000 100 100 - 2 4 2
Israel.....001 000 101 - 3 8 2

Czech Republic 2

PLAYER	AB	R	H	BI	2B	3B	HR	BB	SB	CS	HP	SH	SF	SO	IBB	KL	GDP	PO	A	E
SCHNEIDER Martin ss	3	0	1	0	0	0	0	0	0	0	1	0	0	1	0	1	0	0	2	0
HEJMA Matsj cf	4	0	0	0	0	0	0	0	0	0	0	0	0	2	0	0	1	2	0	0
SECH Petr c	3	1	1	0	0	0	0	1	0	0	0	0	0	0	0	0	0	10	1	0
MALiK Jakub dh	4	0	0	0	0	0	0	0	0	0	0	0	0	1	0	1	0	0	0	0
MENSiK VojtSch 3b	4	0	0	0	0	0	0	0	0	0	0	0	0	3	0	1	0	0	3	1
CHLUP Marek rf	4	1	2	1	0	0	1	0	0	0	0	0	0	1	0	0	0	2	1	0
MUSiK Martin 1b	2	0	0	0	0	0	0	0	0	0	0	0	0	2	0	2	0	5	0	0
CHROUST PSemek ph/lb	2	0	0	0	0	0	0	0	0	0	0	0	0	0	0	0	0	2	0	0
HAJTMAR Adam lf	3	0	0	0	0	0	0	0	0	0	0	0	0	1	0	0	0	2	0	0
MENSiK Matsj ph/lf	0	0	0	0	0	0	0	1	0	0	0	0	0	0	0	0	0	0	0	0
HAJTMAR Jakub 2b	3	0	0	0	0	0	0	0	0	0	1	0	0	1	0	1	0	3	4	1
NOVaK Jan p	0	0	0	0	0	0	0	0	0	0	0	0	0	0	0	0	0	0	0	0
MINASiK Marek p	0	0	0	0	0	0	0	0	0	0	0	0	0	0	0	0	0	0	0	0
Totals	32	2	4	1	0	0	1	2	0	0	2	0	0	12	0	6	1	26	11	2

Israel 3

PLAYER	AB	R	H	BI	2B	3B	HR	BB	SB	CS	HP	SH	SF	SO	IBB	KL	GDP	PO	A	E
KELLY Ty ss	4	0	1	0	1	0	0	0	0	0	0	0	0	0	0	0	0	2	2	0
GLASSER Mitch 2b	4	0	2	1	1	0	0	0	0	0	0	0	0	0	0	0	0	0	1	0
WANGER Ben 1b/p	4	0	1	0	0	0	0	0	0	0	0	0	0	1	0	1	0	8	1	0
LOWENGART Assaf 3b	4	0	0	0	0	0	0	0	0	0	0	0	0	1	0	0	0	3	2	2
PALLER Rob cf	3	0	0	0	0	0	0	1	0	1	0	0	0	2	0	0	0	0	0	0
PETRUSHKA Jordan rf/lb	4	1	1	0	0	0	0	0	0	0	0	0	0	3	0	1	0	0	0	0
GOLDNER Itai lf/rf	4	1	1	0	0	0	0	0	0	0	0	0	0	0	0	0	0	2	0	0
IBN EZRA David dh	2	0	0	0	0	0	0	0	0	0	0	0	0	0	0	0	0	0	0	0
WAGMAN Joey p/lf	2	0	2	2	0	0	0	0	0	0	0	0	0	0	0	0	0	1	0	0
EREL Tal c	1	1	0	0	0	0	0	2	0	0	0	0	0	0	0	0	0	11	1	0
Totals	32	3	8	3	2	0	0	3	0	1	0	0	0	7	0	2	0	27	7	2

Czech Republic

	IP	H	R	ER	BB	SO	WP	HP	BK	IBB	SH	SF	2B	3B	HR	AB	BF	FO	GO	NP
NOVaK Jan	5.0	2	1	1	3	5	0	0	0	0	0	0	1	0	0	16	19	5	4	81
MINASiK Marek L,0-2	3.2	6	2	0	0	2	0	0	0	0	0	0	1	0	0	16	16	4	3	54

Israel

	IP	H	R	ER	BB	SO	WP	HP	BK	IBB	SH	SF	2B	3B	HR	AB	BF	FO	GO	NP
WAGMAN Joey	7.0	3	2	1	1	10	1	1	0	0	0	0	0	0	1	25	27	4	6	99
WANGER Ben W,2-0	2.0	1	0	0	1	2	1	1	0	0	0	0	0	0	0	7	9	4	0	36

Umpires: HP-Edwin LOUISA (NED), 1B-Serge Makouchetchev (FRA), 3B-Martijn BOSSCHAART (NED)

Scorers: Eleonora Vietti (ITA), Stephanie Winkler (GER), Fabio Zaccaria (ITA)

TC: Marco Screti (ITA)

Start: 20:35 Time: 2:52 Attendance: 80 Weather: Cloudy, 22°

Game summary 33



Spain - Belgium
5 - 2



Belgium.....000 100 010 - 2 9 1
Spain.....100 002 11X - 5 11 2

Belgium 2

PLAYER	AB	R	H	BI	2B	3B	HR	BB	SB	CS	HP	SH	SF	SO	IBB	KL	GDP	PO	A	E
GOFFAUX Benjamin cf	4	0	1	0	0	0	0	0	0	1	1	0	0	1	0	0	0	3	0	0
JANSSEN Drew ss	4	1	0	0	0	0	0	1	0	0	0	0	0	1	0	0	1	1	4	1
POESMANS Axel c	3	1	1	0	0	0	0	1	0	0	0	0	0	1	0	0	0	4	0	0
ROEVENS Robin 3b	2	0	1	0	0	0	0	1	0	0	0	1	0	0	0	0	0	2	1	0
DILLE Benjamin dh	4	0	1	0	0	0	0	0	0	0	0	0	0	0	0	0	0	0	0	0
HEYMANS Arthur pr/dh	0	0	0	0	0	0	0	0	0	0	0	0	0	0	0	0	0	0	0	0
DE QUINT Dennis 2b	4	0	2	2	0	0	0	0	0	0	0	0	0	1	0	0	0	2	2	0
VERHEYLEWEGHEN Jamie 1b	4	0	0	0	0	0	0	0	0	0	0	0	0	0	0	0	0	8	0	0
BOERMANS Sam rf	2	0	0	0	0	0	0	0	0	0	0	0	0	2	0	1	0	1	0	0
POESMANS Yves rf	2	0	0	0	0	0	0	0	0	0	0	0	0	2	0	0	0	1	0	0
DE BRAUWER Zion lf	4	0	3	0	0	0	0	0	0	0	0	0	0	0	0	0	0	1	0	0
DRIESSENS Artuur p	0	0	0	0	0	0	0	0	0	0	0	0	0	0	0	0	0	1	1	0
VERSPREET Brendan p	0	0	0	0	0	0	0	0	0	0	0	0	0	0	0	0	0	0	0	0
Totals	33	2	9	2	0	0	0	3	0	1	1	1	0	8	0	1	1	24	8	1

Spain 5

PLAYER	AB	R	H	BI	2B	3B	HR	BB	SB	CS	HP	SH	SF	SO	IBB	KL	GDP	PO	A	E
BELTRE Engel cf	4	1	1	0	0	0	0	0	0	0	0	0	0	1	0	0	0	3	0	0
VALERIO Edison ss	4	1	3	1	0	0	1	0	0	0	0	0	0	1	0	0	0	1	1	1
ANGULO Oscar 2b	4	1	3	1	2	0	0	0	0	0	0	0	0	0	0	0	0	2	2	0
USTARIZ Jesus 1b	4	2	2	1	0	0	1	0	0	0	0	0	0	1	0	0	0	8	2	0
JIMENEZ Daniel lf	4	0	1	1	1	0	0	0	0	0	0	0	0	0	0	0	0	1	0	0
GALVAN Lesther rf	3	0	0	0	0	0	0	1	0	0	0	0	0	0	1	0	0	1	0	0
LINO Gabriel c	4	0	0	1	0	0	0	0	0	0	0	0	0	0	0	0	0	10	2	0
FRANCO Yancarlo dh	3	0	1	0	0	0	0	0	0	0	0	0	0	1	0	0	0	0	0	0
RODRIGUEZ Leomartire 3b	3	0	0	0	0	0	0	0	0	0	0	0	0	0	0	0	1	0	1	1
SACRAMENTO Lowuin p	0	0	0	0	0	0	0	0	0	0	0	0	0	0	0	0	0	1	2	0
BALBOA Jorge p	0	0	0	0	0	0	0	0	0	0	0	0	0	0	0	0	0	0	1	0
PEREZ Andres p	0	0	0	0	0	0	0	0	0	0	0	0	0	0	0	0	0	0	0	0
BAEZ Fernando p	0	0	0	0	0	0	0	0	0	0	0	0	0	0	0	0	0	0	0	0
CRUZ Rhiner p	0	0	0	0	0	0	0	0	0	0	0	0	0	0	0	0	0	0	0	0
Totals	33	5	11	5	3	0	2	1	0	0	0	0	0	4	1	0	1	27	11	2

Belgium

	IP	H	R	ER	BB	SO	WP	HP	BK	IBB	SH	SF	2B	3B	HR	AB	BF	FO	GO	NP
DRIESSENS Artuur L,0-1	6.2	10	4	4	1	4	0	0	0	1	0	0	3	0	1	28	29	10	3	82
VERSPREET Brendan	1.1	1	1	1	0	0	0	0	0	0	0	0	0	0	1	5	5	1	3	17

Spain

	IP	H	R	ER	BB	SO	WP	HP	BK	IBB	SH	SF	2B	3B	HR	AB	BF	FO	GO	NP
SACRAMENTO Lowuin	4.2	5	1	0	1	4	0	1	0	0	0	0	0	0	0	17	19	4	3	78
BALBOA Jorge W,1-0	2.1	1	0	0	1	2	0	0	0	0	1	0	0	0	0	7	9	2	3	33
PEREZ Andres	0.1	3	1	1	1	1	0	0	0	0	0	0	0	0	0	4	5	0	0	23
BAEZ Fernando	0.2	0	0	0	0	1	0	0	0	0	0	0	0	0	0	2	2	0	1	6
CRUZ Rhiner SV,1	1.0	0	0	0	0	0	0	0	0	0	0	0	0	0	0	3	3	1	1	12

Umpires: HP-Alessandro Spera (ITA), 1B-Jiri KROUPA (CZE), 3B-Tomislav Ozimec (CRO)
Scorers: Alessandro Meli (ITA), Bruna Beltrando (ITA), Anita Manca (ITA)
TC: Jaroslav MIKA (CZE)
Start: 15:31 Time: 2:32 Attendance: 75 Weather: Partly cloudy 24°

Game summary 34

the Netherlands – Great Britain 7 – 5



Great Britain.....100 103 000 - 5 13 3
 Netherlands.....201 031 00X - 7 5 3

Great Britain 5

PLAYER	AB	R	H	BI	2B	3B	HR	BB	SB	CS	HP	SH	SF	SO	IBB	KL	GDP	PO	A	E
BLACKSTONE Kent 2b	5	1	2	2	1	0	0	0	0	0	0	0	0	1	0	0	0	1	2	0
RINCONES JR. Gabriel dh	5	0	3	0	0	0	0	0	0	0	0	0	0	1	0	0	0	0	0	0
CROSBY Alex 1b	5	0	0	0	0	0	0	0	0	0	0	0	0	1	0	0	0	14	0	1
CHRISTOPHER Shamoy c	4	0	0	0	0	0	0	0	0	0	0	0	0	4	0	1	0	6	1	1
SINGH Aaron ss	4	1	3	1	1	0	0	0	0	0	0	0	0	0	0	0	0	1	4	1
ANDREWS Benjamin 3b	4	0	0	0	0	0	0	0	0	0	0	0	0	2	0	0	0	0	5	0
KERRY Grant rf	4	1	1	0	0	0	0	0	0	0	0	0	0	1	0	1	0	1	0	0
DAWSON Kennard lf	4	1	2	1	0	0	0	0	0	0	0	0	0	1	0	0	0	0	0	0
THOMAS Nateshon cf	4	1	2	1	0	0	0	0	0	0	0	0	0	2	0	0	0	1	0	0
COOPER Daniel p	0	0	0	0	0	0	0	0	0	0	0	0	0	0	0	0	0	0	1	0
MOSIER Fred p	0	0	0	0	0	0	0	0	0	0	0	0	0	0	0	0	0	0	1	0
Totals	39	5	13	5	2	0	0	0	0	0	0	0	0	13	0	2	0	24	14	3

Netherlands 7

PLAYER	AB	R	H	BI	2B	3B	HR	BB	SB	CS	HP	SH	SF	SO	IBB	KL	GDP	PO	A	E
TROMP Jiandido lf	1	3	1	1	1	0	0	2	1	0	0	0	1	0	0	0	0	2	0	0
BERNADINA Roger cf	4	1	1	1	1	0	0	0	0	0	0	0	0	2	0	0	0	1	0	0
DIDDER Ray-Patrick rf	3	1	1	1	0	0	0	0	3	0	1	0	0	1	0	0	0	1	0	0
SCHOOP Sharlon 1b	4	0	0	1	0	0	0	0	0	0	0	0	0	0	0	0	0	10	0	0
LOOPSTOK Sicnarf c	4	0	0	0	0	0	0	0	0	0	0	0	0	1	0	0	0	11	2	1
KEMP Dwayne dh	4	0	0	0	0	0	0	0	0	0	0	0	0	0	0	0	1	0	0	0
MARTINA Junior 3b	4	1	1	0	0	0	0	0	0	0	0	0	0	1	0	0	0	0	3	0
POLONIUS John ss	3	0	0	0	0	0	0	1	0	0	0	0	0	2	0	0	0	1	1	1
DAAL Calten 2b	2	1	1	0	0	0	0	0	0	0	1	0	0	0	0	0	0	1	3	1
HUIJER Lars p	0	0	0	0	0	0	0	0	0	0	0	0	0	0	0	0	0	0	2	0
KELLY Kevin p	0	0	0	0	0	0	0	0	0	0	0	0	0	0	0	0	0	0	0	0
SULBARAN JC p	0	0	0	0	0	0	0	0	0	0	0	0	0	0	0	0	0	0	0	0
FLORANUS Wendell p	0	0	0	0	0	0	0	0	0	0	0	0	0	0	0	0	0	0	0	0
Totals	29	7	5	4	2	0	0	3	4	0	1	1	1	7	0	0	1	27	11	3

Great Britain

	IP	H	R	ER	BB	SO	WP	HP	BK	IBB	SH	SF	2B	3B	HR	AB	BF	FO	GO	NP
COOPER Daniel L,0-1	5.0	4	6	2	2	4	0	1	0	0	0	0	2	0	0	21	24	0	12	75
MOSIER Fred	3.0	1	1	1	1	3	0	0	0	0	1	1	0	0	0	8	11	3	3	37

Netherlands

	IP	H	R	ER	BB	SO	WP	HP	BK	IBB	SH	SF	2B	3B	HR	AB	BF	FO	GO	NP
HUIJER Lars W,1-0	5.2	12	5	4	0	7	2	0	0	0	0	0	2	0	0	28	28	2	7	90
KELLY Kevin	1.1	1	0	0	0	2	0	0	0	0	0	0	0	0	0	5	5	1	1	26
SULBARAN JC	1.0	0	0	0	0	2	0	0	0	0	0	0	0	0	0	3	3	1	0	8
FLORANUS Wendell SV,1	1.0	0	0	0	0	2	0	0	0	0	0	0	0	0	0	3	3	1	0	15

Umpires: HP-Mojmir Jankovic (SVK), 1B-Marco Taurelli (ITA), 3B-Christopher Feuerecker (GER)
 Scorers: Anita Manca (ITA), Marco Rocci (ITA)
 TC: Christian Posny (GER)
 Start: 20:27 Time: 2:39 Attendance: 132 Weather: Party cloudy - 24°C

Game summary 35



Ukraine - Slovakia 5 - 4



Slovakia.....300 100 000 - 4 8 2
Ukraine.....020 000 021 - 5 9 0

Slovakia 4

PLAYER	AB	R	H	BI	2B	3B	HR	BB	SB	CS	HP	SH	SF	SO	IBB	KL	GDP	PO	A	E
BRUNEGRAF Martin 2b	4	1	2	0	1	0	0	1	0	0	0	0	0	0	0	0	0	0	1	1
LUKASKA Martin rf/p	3	1	1	1	0	0	0	1	0	0	1	0	0	0	0	0	0	1	0	0
BISKOROVAJNY TomaS cf	3	1	0	1	0	0	0	2	0	0	0	0	0	0	1	0	0	4	0	0
GOTTCHALL Mario c	5	0	2	1	0	0	0	0	0	0	0	0	0	1	0	0	0	6	0	0
ESMiR Michal dh	4	0	0	0	0	0	0	0	0	0	0	0	2	0	0	0	0	0	0	0
NOGA Michal rf	0	0	0	0	0	0	0	0	0	0	0	0	0	0	0	0	0	0	0	0
HORASEK Jakub lf	2	0	1	1	0	0	0	0	0	0	0	0	0	0	0	0	0	2	0	0
ZACKO Adam lf	2	0	0	0	0	0	0	0	0	0	0	0	2	0	1	0	1	0	0	0
PAKSI Denis 3b	4	0	0	0	0	0	0	0	0	0	0	0	0	1	0	0	0	0	2	0
RUDOHRADSKY Matej 1b	4	0	1	0	0	0	0	0	0	0	0	0	0	1	0	1	0	9	0	0
GRENDSA-DONSKY Matej ss	4	1	1	0	0	0	0	0	0	0	0	0	0	2	0	1	0	1	4	1
VYKOUKAL Marko p	0	0	0	0	0	0	0	0	0	0	0	0	0	0	0	0	0	0	0	0
RACiK Markus p	0	0	0	0	0	0	0	0	0	0	0	0	0	0	0	0	0	0	1	0
Totals	35	4	8	4	1	0	0	4	0	0	1	0	0	9	1	3	0	24	8	2

Ukraine 5

PLAYER	AB	R	H	BI	2B	3B	HR	BB	SB	CS	HP	SH	SF	SO	IBB	KL	GDP	PO	A	E
KOSENKO Vladyslav cf	5	0	1	0	0	0	0	0	0	0	0	0	0	2	0	0	0	2	0	0
CHUKHAS Kostiantyn ss	5	1	2	0	1	1	0	0	0	0	0	0	0	2	0	1	0	1	3	0
BRECHKO Denys 3b	3	0	1	0	0	0	0	2	0	0	0	0	0	0	0	0	0	0	2	0
HVRYTISHVILI Heorhii dh/p	3	0	0	0	0	0	0	2	0	0	0	0	0	0	2	0	0	0	1	0
LIMARENKO Dmytro rf	3	0	0	0	0	0	0	0	0	0	0	0	0	1	0	1	0	1	0	0
LUKIN Ihor ph/rf	1	0	0	1	0	0	0	1	0	0	0	0	0	0	0	0	0	1	0	0
VELYKYI Illia c	3	1	1	0	0	0	0	1	0	0	0	0	0	0	0	0	0	9	0	0
BOIKO Roman 2b	3	2	2	0	1	0	0	1	0	0	0	0	0	0	0	0	0	0	3	0
BOIKO Kostiantyn lf	3	1	1	2	0	1	0	0	0	0	0	0	1	0	0	0	0	3	0	0
BOIKO Oleksii 1b	3	0	1	2	0	0	0	0	0	0	1	0	1	0	0	0	0	10	0	0
SHTAPURA Sergii p	0	0	0	0	0	0	0	0	0	0	0	0	0	0	0	0	0	0	0	0
Totals	32	5	9	5	2	2	0	7	0	0	0	1	1	6	2	2	0	27	9	0

Slovakia

	IP	H	R	ER	BB	SO	WP	HP	BK	IBB	SH	SF	2B	3B	HR	AB	BF	FO	GO	NP
VYKOUKAL Marko	6.0	6	2	0	1	4	0	0	0	0	0	1	2	0	0	24	26	9	5	100
RACiK Markus	2.0	2	2	2	3	2	1	0	0	1	1	0	0	1	0	7	11	1	3	51
LUKASKA Martin L,0-1	0.0	1	1	1	3	0	0	0	0	1	0	0	0	1	0	1	4	0	0	15

Ukraine

	IP	H	R	ER	BB	SO	WP	HP	BK	IBB	SH	SF	2B	3B	HR	AB	BF	FO	GO	NP
SHTAPURA Sergii	0.0	3	3	3	1	0	0	0	0	0	0	0	1	0	0	3	4	0	0	18
HVRYTISHVILI Heorhii W,1-0	9.0	5	1	1	3	9	1	1	0	1	0	0	0	0	0	32	36	7	11	127

Umpires: HP-Jiri KROUPA (CZE), 1B-Vladimir Richter (CZE), 3B-Tony Jones (FIN)

Scorers: Fabio Zaccaria (ITA), Bruna Beltrando (ITA), Angelo Pesenti (ITA)

TC: Bohumil Bilek (CZE)

Start: 10:01 Time: 2:58 Attendance: 25 Weather: Sunny 24°

Game summary 36



France - Greece
9 - 12



Greece.....000 000 012 216 - 12 12 0
France.....000 200 010 213 - 9 9 1

Greece 12

PLAYER	AB	R	H	BI	2B	3B	HR	BB	SB	CS	HP	SH	SF	SO	IBB	KL	GDP	PO	A	E
TORRES HONDRO cf	5	0	1	1	1	0	0	0	1	0	0	0	1	1	0	0	0	4	0	0
ROULIS Tom ss	6	2	2	3	1	0	0	0	0	0	0	0	0	1	0	0	0	3	3	0
KOURTIS Dimitrios 3b/p/3b	5	1	2	0	0	0	0	1	0	0	0	0	0	2	0	0	0	1	1	0
SECHOPOULOS ARI rf	6	1	2	1	0	0	0	0	0	0	0	0	0	1	0	0	0	1	0	0
HALAMANDARIS NICK 1b	5	2	1	3	0	0	1	0	0	0	0	0	1	1	0	0	0	7	0	0
TORRES Antonio c	4	2	1	1	1	0	0	1	0	1	0	0	0	1	0	0	0	16	3	0
LETTAS DIMITRI CONST dh/lf/p	5	2	1	0	1	0	0	0	0	0	0	0	0	3	0	1	0	1	0	0
PANTOS NICK p	0	0	0	0	0	0	0	0	0	0	0	0	0	0	0	0	0	0	0	0
TSIFLIKIOTIS George 2b/3b/2b	3	1	1	2	0	0	0	0	0	0	0	2	0	2	0	1	0	1	2	0
GOUOREN MAX lf/2b/lf	4	1	1	1	0	0	0	1	0	0	0	0	0	2	0	0	0	2	0	0
KOUNTIS JONATHAN GEO p	0	0	0	0	0	0	0	0	0	0	0	0	0	0	0	0	0	0	0	0
Totals	43	12	12	12	4	0	1	3	1	1	0	2	2	14	0	2	0	36	9	0

France 9

PLAYER	AB	R	H	BI	2B	3B	HR	BB	SB	CS	HP	SH	SF	SO	IBB	KL	GDP	PO	A	E
BROSSIER Paolo rf	5	0	0	0	0	0	0	1	1	0	0	0	0	4	0	0	0	2	0	1
JIMINIAN Leo cf	5	2	1	2	0	0	0	2	0	1	0	0	0	0	0	0	0	2	1	0
BROWN Felix ss	6	1	3	2	1	0	0	0	0	0	0	0	0	2	0	1	0	0	4	0
PAZ Andy 1b	4	1	3	3	0	0	1	2	0	1	0	0	0	0	0	0	0	13	0	0
DAGNEAU Bastien dh	3	0	0	0	0	0	0	0	0	0	0	0	0	2	0	0	0	0	0	0
DELOGU Luis ph/dh	2	0	0	1	0	0	0	0	0	0	0	0	1	0	0	0	0	0	0	0
BRAINVILLE Louis 3b	4	0	0	0	0	0	0	1	0	0	0	0	0	0	1	0	0	0	1	0
PATRICE Daniel 2b	5	2	2	0	2	0	0	0	0	0	0	0	0	3	0	1	0	2	3	0
VISSAC Martin lf	5	2	0	0	0	0	0	0	0	0	0	0	0	2	0	1	0	2	0	0
SOLIVERES Nolan c	3	0	0	0	0	0	0	0	0	0	1	0	2	0	2	0	0	15	1	0
BOUCHERON Jacques ph	0	1	0	0	0	0	0	1	0	0	0	0	0	0	0	0	0	0	0	0
OZANICH Owen p	0	0	0	0	0	0	0	0	0	0	0	0	0	0	0	0	0	0	0	0
MOORE Eric p	0	0	0	0	0	0	0	0	0	0	0	0	0	0	0	0	0	0	0	0
CLARA Robyn p	0	0	0	0	0	0	0	0	0	0	0	0	0	0	0	0	0	0	1	0
DE LA ROSA Franklin p	0	0	0	0	0	0	0	0	0	0	0	0	0	0	0	0	0	0	0	0
PAULA Jose-Andres p	0	0	0	0	0	0	0	0	0	0	0	0	0	0	0	0	0	0	1	0
MOULIN Quentin p	0	0	0	0	0	0	0	0	0	0	0	0	0	0	0	0	0	0	0	0
Totals	42	9	9	8	3	0	1	5	3	1	1	1	1	15	1	5	0	36	12	1

Greece

	IP	H	R	ER	BB	SO	WP	HP	BK	IBB	SH	SF	2B	3B	HR	AB	BF	FO	GO	NP
KOUNTIS JONATHAN GEO	8.0	7	3	3	1	10	0	1	0	0	0	0	2	0	1	30	32	7	6	123
KOURTIS Dimitrios W,2-1	3.0	1	3	0	2	4	0	0	0	1	1	1	0	0	0	8	12	4	1	51
PANTOS NICK	1.0	1	3	1	2	1	0	0	0	0	0	0	1	0	0	4	6	0	2	32

France

	IP	H	R	ER	BB	SO	WP	HP	BK	IBB	SH	SF	2B	3B	HR	AB	BF	FO	GO	NP
OZANICH Owen	7.0	3	0	0	0	8	0	0	0	0	0	0	1	0	0	24	24	4	9	97
MOORE Eric	0.1	2	1	1	0	0	0	0	0	0	1	0	1	0	0	2	3	0	1	13
CLARA Robyn	0.2	1	1	1	0	0	0	0	0	0	0	0	0	0	0	3	3	1	1	10
DE LA ROSA Franklin	0.1	1	1	1	1	1	0	0	0	0	0	0	0	0	1	2	3	0	0	17
PAULA Jose-Andres L,0-1	3.0	3	7	2	0	4	0	0	0	0	1	2	1	0	0	8	11	2	2	37
MOULIN Quentin	0.2	2	2	2	2	1	0	0	0	0	0	0	1	0	0	4	6	1	0	25

Umpires: HP-Tomislav Ozimec (CRO), 1B-Alessandro Spera (ITA), 3B-DMITRY KOBZEV (RUS)
Scorers: Alessandro Meli (ITA), Stephanie Winkler (GER), Marco Rocci (ITA)
TC: Frantisek Bunta (SVK)
Start: 10:32 Time: 4:12 Attendance: 240 Weather: Sunny, 19°

Game summary 37

Czech Republic – Croatia 17 – 2



Croatia.....200 000 - 2 6 2
Czech Republic.....013 382 - 17 15 0

Croatia 2

PLAYER	AB	R	H	BI	2B	3B	HR	BB	SB	CS	HP	SH	SF	SO	IBB	KL	GDP	PO	A	E
GOJKOVIS Kruno 2b	3	0	0	0	0	0	0	0	0	0	0	0	0	3	0	0	0	1	1	0
KOS Karlo p/p	0	0	0	0	0	0	0	0	0	0	0	0	0	0	0	0	0	0	0	0
JURISIS Petar p	0	0	0	0	0	0	0	0	0	0	0	0	0	0	0	0	0	0	0	0
HERRERA Jose ss	2	1	1	0	1	0	0	0	0	0	0	0	0	0	0	0	0	0	3	1
TADIS Marin ph/ss	1	0	1	0	0	0	0	0	0	0	0	0	0	0	0	0	0	0	0	0
SMITH Philip c	3	1	2	1	0	0	0	0	1	0	0	0	0	1	0	0	0	4	0	0
BODALEC Rene Sebasti c	0	0	0	0	0	0	0	0	0	0	0	0	0	0	0	0	0	0	0	0
RUMORA Petar Jure 1b	2	0	1	0	0	0	0	0	0	0	0	0	0	1	0	0	0	5	0	0
MANOJLOV Mario ph/rf	1	0	0	0	0	0	0	0	0	0	0	0	0	0	0	0	0	0	0	0
KRSOLOVIC Ronald Ant 3b	2	0	1	1	0	0	0	0	1	0	0	0	0	0	0	0	0	0	1	0
TADIS Hrvoje ph/3b	1	0	0	0	0	0	0	0	0	0	0	0	0	1	0	0	0	0	0	0
HORVATIS Antonio lf	2	0	0	0	0	0	0	0	0	0	0	0	0	1	0	1	1	0	0	0
KARIN Pavao ph/lf	1	0	0	0	0	0	0	0	0	0	0	0	0	0	0	0	0	0	0	0
GALES Slobodan cf	2	0	0	0	0	0	0	0	0	0	0	0	0	2	0	0	0	3	0	0
PAULIS Benjamin 1b	0	0	0	0	0	0	0	0	0	0	0	0	0	0	0	0	0	0	0	1
JONES Andrew dh/p/2b	2	0	0	0	0	0	0	0	0	0	0	0	0	2	0	2	0	0	0	0
TOMIS Andrija rf/cf	1	0	0	0	0	0	0	1	0	0	0	0	0	1	0	0	0	2	0	0
STRELEC Borna p	0	0	0	0	0	0	0	0	0	0	0	0	0	0	0	0	0	0	0	0
KRUHEK Nino p	0	0	0	0	0	0	0	0	0	0	0	0	0	0	0	0	0	0	0	0
Totals	23	2	6	2	1	0	0	1	2	0	0	0	0	12	0	3	1	15	5	2

Czech Republic 17

PLAYER	AB	R	H	BI	2B	3B	HR	BB	SB	CS	HP	SH	SF	SO	IBB	KL	GDP	PO	A	E
SCHNEIDER Martin ss	4	2	3	3	0	0	0	1	1	0	0	0	0	1	0	0	0	1	0	0
HEJMA MatSj cf	4	2	2	5	1	0	1	0	0	0	0	0	0	1	0	0	0	0	0	0
SECH Petr 1b	4	1	2	1	1	0	0	0	0	0	0	0	0	0	0	0	0	4	0	0
MALiK Jakub dh	3	0	0	0	0	0	0	0	0	0	0	0	0	1	0	1	0	0	0	0
SERVINKA Martin ph/dh	0	0	0	1	0	0	0	0	0	0	0	0	1	0	0	0	0	0	0	0
CHLUP Marek rf	4	2	2	1	2	0	0	0	0	0	0	0	0	1	0	0	0	1	0	0
MENSiK VojtSch 3b/2b	2	4	2	1	0	1	2	0	0	0	0	0	0	0	0	0	0	0	1	0
ZELENKA Martin c	4	2	1	2	0	0	0	0	0	0	0	0	0	0	0	0	0	10	2	0
HAJTMAR Adam lf	1	1	0	0	0	0	0	1	0	0	0	0	0	0	0	0	0	1	0	0
MENSiK MatSj ph/lf	2	1	2	1	1	0	0	0	0	0	0	0	0	0	0	0	0	0	0	0
HAJTMAR Jakub 2b	1	1	1	1	0	0	0	0	0	0	0	0	1	0	0	0	0	1	1	0
ZyMA Petr ph/3b	0	1	0	0	0	0	0	2	0	0	0	0	0	0	1	0	0	0	0	0
SATORIA OndSej p	0	0	0	0	0	0	0	0	0	0	0	0	0	0	0	0	0	0	0	0
SAPKA Filip p	0	0	0	0	0	0	0	0	0	0	0	0	0	0	0	0	0	0	0	0
Totals	29	17	15	16	5	1	2	6	1	0	0	0	2	4	1	1	0	18	4	0

Croatia

	IP	H	R	ER	BB	SO	WP	HP	BK	IBB	SH	SF	2B	3B	HR	AB	BF	FO	GO	NP
STRELEC Borna L,0-1	2.1	4	4	4	0	4	0	0	0	0	0	0	0	0	2	11	11	1	2	41
KRUHEK Nino	1.1	2	3	3	2	0	1	0	1	0	0	1	1	0	0	5	8	2	2	30
JONES Andrew	0.2	4	4	4	0	0	0	0	0	0	0	0	2	1	0	6	6	1	1	18
KOS Karlo	0.2	4	4	4	1	0	0	0	0	0	0	1	2	0	0	5	7	2	0	25
JURISIS Petar	0.0	1	2	1	3	0	0	0	0	1	0	0	0	0	0	2	5	0	0	14

Czech Republic

	IP	H	R	ER	BB	SO	WP	HP	BK	IBB	SH	SF	2B	3B	HR	AB	BF	FO	GO	NP
SATORIA OndSej W,1-0	5.0	4	2	2	1	11	0	0	0	0	0	0	1	0	0	18	19	2	1	72
SAPKA Filip	1.0	2	0	0	0	1	0	0	0	0	0	0	0	0	0	5	5	2	0	18

Umpires: HP-Christopher Feuerecker (GER), 1B-Gabor Erdos (GBR), 3B-Winfried BERKVENS (NED)
Scorers: Stephanie Winkler (GER), Marco Rocci (ITA), Alessandro Meli (ITA)
TC: Stephen Lesfargues (FRA)
Start: 15:41 Time: 2:04 Attendance: 40 Weather: Sunny - 28°C

Game summary 38

Belgium – Great Britain 11 – 12



Great Britain.....000 002 631 - 12 16 5
Belgium.....000 200 180 - 11 6 2

Great Britain 12

PLAYER	AB	R	H	BI	2B	3B	HR	BB	SB	CS	HP	SH	SF	SO	IBB	KL	GDP	PO	A	E
BLACKSTONE Kent 2b	5	2	1	1	0	0	0	1	0	0	0	0	0	1	0	1	0	3	4	3
RINCONES JR. Gabriel dh	6	1	1	2	1	0	0	0	0	0	0	0	0	0	0	0	0	0	0	0
CROSBY Alex 3b	5	3	3	2	0	1	0	1	0	0	0	0	0	0	1	0	0	0	5	1
SINGH Aaron ss	5	1	1	1	0	0	0	0	1	0	1	0	0	2	0	0	0	1	2	0
KERRY Grant rf	4	1	2	2	1	0	0	1	0	1	0	0	0	0	0	0	0	2	0	0
DAWSON Kennard lf	4	0	2	2	0	1	0	0	0	0	0	0	0	1	0	0	0	2	0	0
EDMONDS Jordan ph/lf	1	0	0	0	0	0	0	0	0	0	0	0	0	1	0	1	0	0	0	0
CHRISTOPHER Shamoy c	4	1	2	0	1	0	0	1	0	0	0	0	0	1	0	1	0	7	0	1
STROMAN Zachary 1b	3	1	3	1	1	0	0	2	0	0	0	0	0	0	0	0	0	10	0	0
THOMAS Nateshon cf	5	2	1	0	0	0	0	0	1	0	0	0	0	1	0	0	0	2	0	0
WEBB Alexander p	0	0	0	0	0	0	0	0	0	0	0	0	0	0	0	0	0	0	2	0
HENDRIX Greg p	0	0	0	0	0	0	0	0	0	0	0	0	0	0	0	0	0	0	0	0
SABISTON Liam p	0	0	0	0	0	0	0	0	0	0	0	0	0	0	0	0	0	0	0	0
MOSIER Fred p	0	0	0	0	0	0	0	0	0	0	0	0	0	0	0	0	0	0	0	0
MESSER Christopher p	0	0	0	0	0	0	0	0	0	0	0	0	0	0	0	0	0	0	0	0
Totals	42	12	16	11	4	2	0	6	2	1	1	0	0	7	1	3	0	27	13	5

Belgium 11

PLAYER	AB	R	H	BI	2B	3B	HR	BB	SB	CS	HP	SH	SF	SO	IBB	KL	GDP	PO	A	E
DE BRAUWER Zion rf	3	1	0	2	0	0	0	2	0	0	0	0	0	1	0	0	1	0	0	0
GOFFAUX Benjamin cf/2b	5	1	1	1	0	0	0	0	0	0	0	0	0	0	0	0	0	3	1	1
JANSSEN Drew ss	4	0	0	1	0	0	0	1	0	0	0	0	0	0	0	0	0	2	2	0
POESMANS Axel c	3	2	2	1	0	2	0	2	0	0	0	0	0	0	0	0	0	10	2	0
ROEVENS Robin p/3b/p	3	3	2	1	0	0	0	1	0	0	1	0	0	1	0	1	0	2	3	0
DILLE Benjamin lf	2	0	0	0	0	0	0	0	0	0	0	0	0	0	0	0	0	2	0	0
BOERMANS Sam ph/lf/3b	1	1	0	0	0	0	0	2	0	0	0	0	0	1	0	0	0	1	1	0
DE QUINT Dennis 3b/1b	5	1	1	0	0	0	0	0	0	0	0	0	0	1	0	1	0	2	1	0
HEYMANS Arthur 2b/p	3	0	0	0	0	0	0	0	0	0	0	0	0	0	0	0	0	0	1	1
HENDRICKX Zane p	0	0	0	0	0	0	0	0	0	0	0	0	0	0	0	0	0	0	0	0
LARRINAGA OCAMPO Jos p	0	0	0	0	0	0	0	0	0	0	0	0	0	0	0	0	0	0	0	0
DEVREESE Quentin ph	0	1	0	1	0	0	0	1	0	0	0	0	0	0	0	0	0	0	0	0
POESMANS Yves p/lf	1	0	0	0	0	0	0	0	0	0	0	0	0	1	0	0	0	0	0	0
VERHEYLEWEGHEN Jamie lb/p	1	0	0	0	0	0	0	1	0	0	0	0	0	0	0	0	1	5	1	0
OBERTO SILVA Tomasz p	0	0	0	0	0	0	0	0	0	0	0	0	0	0	0	0	0	0	0	0
VERSPREET Brendan p	0	0	0	0	0	0	0	0	0	0	0	0	0	0	0	0	0	0	0	0
JOOSSENS Matthew ph/cf	1	1	0	1	0	0	0	2	0	0	0	0	0	1	0	0	0	0	0	0
Totals	32	11	6	8	0	2	0	12	0	0	1	0	0	6	0	2	2	27	12	2

Great Britain

	IP	H	R	ER	BB	SO	WP	HP	BK	IBB	SH	SF	2B	3B	HR	AB	BF	FO	GO	NP
WEBB Alexander	6.0	2	2	0	2	1	1	1	0	0	0	0	0	1	0	19	22	5	9	81
HENDRIX Greg	0.2	0	1	1	3	0	0	0	0	0	0	0	0	0	2	5	2	0	25	
SABISTON Liam	0.2	3	7	7	5	0	0	0	0	0	0	0	1	0	5	10	1	1	49	
MOSIER Fred	0.0	1	1	1	2	0	0	0	0	0	0	0	0	0	1	3	0	0	15	
MESSER Christopher W,1-0	1.2	0	0	0	0	5	1	0	0	0	0	0	0	0	5	5	0	0	29	

Belgium

	IP	H	R	ER	BB	SO	WP	HP	BK	IBB	SH	SF	2B	3B	HR	AB	BF	FO	GO	NP
ROEVENS Robin	7.0	6	2	2	2	5	0	1	0	1	0	0	0	0	26	29	6	9	95	
OBERTO SILVA Tomasz	0.1	3	3	2	0	0	0	0	0	0	0	0	1	0	4	4	0	0	15	
VERSPREET Brendan	0.2	4	3	3	0	1	0	0	0	0	0	2	1	0	6	6	1	0	11	
HENDRICKX Zane L,0-1	0.1	0	1	1	1	0	0	0	0	0	0	0	0	0	1	2	0	1	11	
LARRINAGA OCAMPO Jos	0.2	2	2	2	2	1	1	0	0	0	0	0	1	0	4	6	1	0	22	
POESMANS Yves	0.0	1	1	1	1	0	0	0	0	0	0	0	1	0	1	2	0	0	9	



Umpires: HP-Cuauhtémoc Suárez (ESP), 1B-Martijn BOSSCHAART (NED), 3B-Sergio Radice (ITA)
Scorers: Angelo Pesenti (ITA), Fabio Zaccaria (ITA), Bruna Beltrando (ITA)
TC: Paul BOKERN (NED)
Start: 14:58 Time: 3:46 Attendance: 60 Weather: Sunny - 28°C

Game summary 39



Israel – Italy
11 – 5



Italy.....310 000 001 - 5 8 1
Israel.....133 013 00X - 11 11 3

Italy 5

PLAYER	AB	R	H	BI	2B	3B	HR	BB	SB	CS	HP	SH	SF	SO	IBB	KL	GDP	PO	A	E
GONZALEZ Noel rf	5	0	1	1	0	0	0	0	0	0	0	0	0	1	0	1	0	1	1	0
FERRINI Leo 3b	4	1	0	0	0	0	0	1	0	0	0	0	0	1	0	0	0	2	1	0
PIZZANO Dario lf	4	1	1	2	0	0	1	0	0	0	0	0	0	0	0	0	0	3	0	1
FRISCIA Vito 1b	4	1	2	1	0	0	1	0	0	0	0	0	0	0	0	0	0	4	0	0
MINEO Alberto c	4	0	1	0	0	0	0	0	0	0	0	0	0	1	0	1	0	10	1	0
LIBERATORE Ernesto dh	4	0	0	0	0	0	0	0	0	0	0	0	0	0	0	0	1	0	0	0
CELLI Federico cf	4	2	2	1	0	0	1	0	0	0	0	0	0	0	0	0	0	0	0	0
EPIFANO Erick ss	4	0	1	0	1	0	0	0	0	0	0	0	0	0	0	0	0	0	1	0
MERCURI Mattia 2b	3	0	0	0	0	0	0	0	0	0	0	0	0	1	0	1	0	4	3	0
AGRETTI Filippo ph	1	0	0	0	0	0	0	0	0	0	0	0	0	0	0	0	0	0	0	0
SCOTTI Claudio p	0	0	0	0	0	0	0	0	0	0	0	0	0	0	0	0	0	0	0	0
GARBELLA Nicola p	0	0	0	0	0	0	0	0	0	0	0	0	0	0	0	0	0	0	0	0
ZOTTI Matthias p	0	0	0	0	0	0	0	0	0	0	0	0	0	0	0	0	0	0	0	0
PALUMBO Angelo p	0	0	0	0	0	0	0	0	0	0	0	0	0	0	0	0	0	0	0	0
Totals	37	5	8	5	1	0	3	1	0	0	0	0	0	4	0	3	1	24	7	1

Israel 11

PLAYER	AB	R	H	BI	2B	3B	HR	BB	SB	CS	HP	SH	SF	SO	IBB	KL	GDP	PO	A	E
KELLY Ty ss/p	3	2	1	0	0	0	0	3	0	0	0	0	0	1	0	1	0	2	5	2
GLASSER Mitch 2b	4	1	2	4	2	0	0	1	0	0	0	0	0	0	0	0	1	2	1	0
WANGER Ben 1b	3	1	1	1	1	0	0	2	0	0	0	0	0	1	0	0	0	9	1	1
LOWENGART Assaf 3b/ss	4	0	1	2	1	0	0	1	0	0	0	0	0	2	0	1	0	1	4	0
PALLER Rob cf	4	0	1	0	1	0	0	1	0	0	0	0	0	1	0	0	0	1	0	0
GOLDNER Itai 1f/3b	4	0	1	1	0	0	0	1	0	0	0	0	0	3	0	2	0	4	0	0
WAGMAN Joey dh	3	2	1	0	0	0	0	1	0	0	0	0	0	1	0	0	0	0	0	0
IBN EZRA David lf	0	0	0	0	0	0	0	1	0	0	0	0	0	0	0	0	0	0	0	0
PETRUSHKA Jordan rf	4	2	1	0	0	0	0	1	0	0	0	0	0	0	0	0	0	4	0	0
EREL Tal c	4	3	2	1	0	0	0	1	0	0	0	0	0	1	0	0	0	4	0	0
LIPETZ Shlo p	0	0	0	0	0	0	0	0	0	0	0	0	0	0	0	0	0	0	0	0
ROSSMAN Charles p	0	0	0	0	0	0	0	0	0	0	0	0	0	0	0	0	0	0	1	0
Totals	33	11	11	9	5	0	0	13	0	0	0	0	0	10	0	4	1	27	12	3

Italy	IP	H	R	ER	BB	SO	WP	HP	BK	IBB	SH	SF	2B	3B	HR	AB	BF	FO	GO	NP
SCOTTI Claudio	1.0	1	4	4	7	1	1	0	1	0	0	0	0	0	0	3	10	0	1	50
GARBELLA Nicola L,0-1	1.2	5	3	3	1	4	0	0	0	0	0	0	3	0	0	10	11	1	0	50
ZOTTI Matthias	2.1	2	1	1	2	1	1	0	0	0	0	0	0	0	0	9	11	4	2	44
PALUMBO Angelo	3.0	3	3	3	3	4	1	0	0	0	0	0	2	0	0	11	14	4	0	55

Israel	IP	H	R	ER	BB	SO	WP	HP	BK	IBB	SH	SF	2B	3B	HR	AB	BF	FO	GO	NP
LIPETZ Shlo W,1-0	6.0	6	4	4	1	3	0	0	0	0	0	0	1	0	3	26	27	8	7	87
ROSSMAN Charles	1.1	0	0	0	0	1	0	0	0	0	0	0	0	0	0	5	5	2	1	22
KELLY Ty	1.2	2	1	1	0	0	1	0	0	0	0	0	0	0	0	6	6	1	3	17

Umpires: HP-Serge Makouchetchev (FRA), 1B-Edwin LOUISA (NED), 3B-Oswald Tscharf (AUT),
Video-Mojmir Jankovic (SVK)
Scorers: Anita Manca (ITA), Eleonora Vietti (ITA), Gianmarco Bedetti (ITA)
TC: Bohumil Bilek (CZE)
Start: 20:35 Time: 3:17 Attendance: 585 Weather: Cloudy - 24°C

Game summary 40

	Spain – the Netherlands 8 – 9	
--	--	--

Netherlands.....005 200 020 - 9 12 3
 Spain.....201 000 032 - 8 8 0

Netherlands 9

PLAYER	AB	R	H	BI	2B	3B	HR	BB	SB	CS	HP	SH	SF	SO	IBB	KL	GDP	PO	A	E
TROMP Jiandido lf	4	3	2	0	0	0	0	2	0	0	0	0	0	0	0	0	0	1	0	0
BERNADINA Roger cf	3	3	1	0	0	0	0	1	0	0	1	0	0	1	0	1	0	4	0	0
DIDDER Ray-Patrick rf	5	0	3	1	0	0	0	0	0	0	0	0	0	0	0	0	0	2	0	2
SCHOOP Sharlon lb	4	1	2	3	0	0	0	1	0	0	0	0	0	0	0	0	0	10	0	1
RICARDO Dashenko c	5	1	1	3	0	0	1	0	0	0	0	0	0	2	0	0	0	5	1	0
KEMP Dwayne dh	4	0	1	1	0	0	0	0	0	0	0	0	1	2	0	1	0	0	0	0
MARTINA Junior 3b	3	1	1	0	0	0	0	2	0	0	0	0	0	1	0	0	0	1	1	0
POLONIUS John ss	4	0	1	1	1	0	0	1	0	0	0	0	0	0	0	0	0	1	4	0
DAAL Calten 2b	5	0	0	0	0	0	0	0	0	0	0	0	0	2	0	1	0	3	3	0
BOLSENBROEK Mike p	0	0	0	0	0	0	0	0	0	0	0	0	0	0	0	0	0	0	0	0
KELLY Kevin p	0	0	0	0	0	0	0	0	0	0	0	0	0	0	0	0	0	0	0	0
MARTIS Shairon p	0	0	0	0	0	0	0	0	0	0	0	0	0	0	0	0	0	0	0	0
FLORANUS Wendell p	0	0	0	0	0	0	0	0	0	0	0	0	0	0	0	0	0	0	0	0
Totals	37	9	12	9	1	0	1	7	0	0	1	0	1	8	0	3	0	27	9	3

Spain 8

PLAYER	AB	R	H	BI	2B	3B	HR	BB	SB	CS	HP	SH	SF	SO	IBB	KL	GDP	PO	A	E
BELTRE Engel cf	4	2	1	0	0	0	0	1	1	0	0	0	0	1	0	0	0	5	0	0
VALERIO Edison ss	4	4	2	2	0	0	1	1	0	0	0	0	0	0	0	0	0	0	5	0
ANGULO Oscar 2b	4	1	2	1	0	0	0	1	0	0	0	0	0	0	0	0	0	2	2	0
USTARIZ Jesus lb	4	0	1	1	0	0	0	0	0	0	1	0	0	2	0	0	0	8	0	0
JIMENEZ Daniel lf	4	0	0	1	0	0	0	0	0	0	0	0	1	1	0	0	0	0	1	0
GALVAN Lesther rf	4	1	1	3	0	0	1	0	0	0	0	0	0	0	0	0	0	3	0	0
LINO Gabriel c	4	0	1	0	1	0	0	0	0	0	0	0	0	0	0	0	0	9	0	0
OCHOA Blake dh	4	0	0	0	0	0	0	0	0	0	0	0	0	1	0	0	0	0	0	0
RODRIGUEZ Leomartire 3b	4	0	0	0	0	0	0	0	0	0	0	0	0	0	0	0	0	0	1	0
SIERRA Carlos p	0	0	0	0	0	0	0	0	0	0	0	0	0	0	0	0	0	0	0	0
PINO Ernesto p	0	0	0	0	0	0	0	0	0	0	0	0	0	0	0	0	0	0	0	0
BAEZ Fernando p	0	0	0	0	0	0	0	0	0	0	0	0	0	0	0	0	0	0	0	0
PEREZ Andres p	0	0	0	0	0	0	0	0	0	0	0	0	0	0	0	0	0	0	0	0
HERNANDEZ Ricardo p	0	0	0	0	0	0	0	0	0	0	0	0	0	0	0	0	0	0	0	0
NaCAR Leslie p	0	0	0	0	0	0	0	0	0	0	0	0	0	0	0	0	0	0	0	0
Totals	36	8	8	8	1	0	2	3	1	0	1	0	1	5	0	0	0	27	9	0

Netherlands

	IP	H	R	ER	BB	SO	WP	HP	BK	IBB	SH	SF	2B	3B	HR	AB	BF	FO	GO	NP
BOLSENBROEK Mike	2.0	2	2	2	1	2	0	0	0	0	0	0	1	0	1	8	9	3	1	40
KELLY Kevin W,2-0	1.0	0	1	0	1	1	0	1	0	0	0	1	0	0	0	3	6	2	0	25
MARTIS Shairon	5.0	3	3	3	0	2	0	0	0	0	0	0	0	0	1	19	19	7	6	68
FLORANUS Wendell SV,2	1.0	3	2	1	1	0	0	0	0	0	0	0	0	0	0	6	7	1	2	32

Spain

	IP	H	R	ER	BB	SO	WP	HP	BK	IBB	SH	SF	2B	3B	HR	AB	BF	FO	GO	NP
SIERRA Carlos L,0-1	2.1	4	4	4	3	3	0	0	0	0	0	0	0	0	1	11	14	3	1	65
PINO Ernesto	0.2	4	3	3	1	0	0	0	0	0	0	0	1	0	0	5	6	0	1	25
BAEZ Fernando	3.1	2	0	0	2	1	0	0	0	0	0	1	0	0	0	11	14	4	5	54
PEREZ Andres	0.2	0	1	1	1	0	0	0	0	0	0	0	0	0	2	3	1	1	13	
HERNANDEZ Ricardo	0.0	2	1	1	0	0	0	1	0	0	0	0	0	0	0	2	3	0	0	15
NaCAR Leslie	2.0	0	0	0	0	4	0	0	0	0	0	0	0	0	0	6	6	2	0	22

Umpires: HP-Marco Taurelli (ITA), 1B-Mojmir Jankovic (SVK), 3B-Jens Waider (GER), Video-Oswald Tscharf (AUT)
 Scorers: Gianmarco Bedetti (ITA), Anita Manca (ITA)
 TC: Jaroslav MIKA (CZE)
 Start: 15:06 Time: 3:31 Attendance: 220 Weather: Sunny - 26°C

Game summary 41



Slovakia – France 5 – 6



France.....111 000 010 11 - 6 8 5
Slovakia.....210 001 000 10 - 5 10 2

France 6

PLAYER	AB	R	H	BI	2B	3B	HR	BB	SB	CS	HP	SH	SF	SO	IBB	KL	GDP	PO	A	E
JIMINIAN Leo cf	4	1	1	0	0	0	0	2	0	0	0	0	0	0	0	0	0	2	1	0
BROWN Felix ss	5	0	0	0	0	0	0	1	1	0	0	0	0	0	0	0	0	0	2	3
PAZ Andy c	6	1	2	0	1	0	0	0	1	0	0	0	0	0	0	0	1	14	0	1
DELOGU Luis 1b	5	0	0	0	0	0	0	1	0	0	0	0	0	1	0	1	0	10	0	0
PATRICE Daniel 2b	3	0	0	0	0	0	0	0	0	0	0	0	0	0	0	1	0	2	0	0
PAULA Jose-Andres lf	2	2	1	0	0	1	0	0	0	0	0	0	0	0	0	0	0	0	0	0
BRAINVILLE Louis 3b	5	0	2	2	0	0	0	0	0	0	0	0	0	0	0	0	0	2	5	1
BROSSIER Paolo rf	2	1	0	0	0	0	0	1	2	0	1	1	0	0	0	0	0	1	0	0
SOLIVERES Nolan dh	1	0	0	0	0	0	0	0	0	0	1	0	0	0	0	0	0	0	0	0
DAGNEAU Bastien ph/dh	2	1	1	1	0	0	0	1	0	0	0	0	0	1	0	0	0	0	0	0
VISSAC Martin lf/2b	5	0	1	1	0	0	0	0	0	0	0	0	0	1	0	0	0	2	1	0
COSTE Gedeon p	0	0	0	0	0	0	0	0	0	0	0	0	0	0	0	0	0	0	1	0
ANTOINE Nicolas p	0	0	0	0	0	0	0	0	0	0	0	0	0	0	0	0	0	0	0	0
PRIOUL Esteban p	0	0	0	0	0	0	0	0	0	0	0	0	0	0	0	0	0	0	1	0
NAYRAL Mathis p	0	0	0	0	0	0	0	0	0	0	0	0	0	0	0	0	0	0	1	0
CLARA Robyn p	0	0	0	0	0	0	0	0	0	0	0	0	0	0	0	0	0	0	0	0
Totals	40	6	8	4	1	1	0	6	4	0	2	1	0	3	0	1	2	33	12	5

Slovakia 5

PLAYER	AB	R	H	BI	2B	3B	HR	BB	SB	CS	HP	SH	SF	SO	IBB	KL	GDP	PO	A	E
GRENSDA-DONSKy Matej ss	5	0	2	1	0	0	0	1	0	0	0	0	0	1	0	1	0	2	4	0
BRUNEGRAF Martin dh/1b	6	2	2	0	0	0	0	0	1	0	0	0	0	3	0	0	0	1	0	0
BISKOROVaJNY TomaS cf	4	1	2	1	0	0	0	2	0	0	0	0	0	2	0	1	0	5	0	0
GOTTCHALL Mario 1b/c	5	0	2	1	1	0	0	1	1	0	0	0	0	0	0	0	0	10	3	1
NOGA Michal lf	1	0	0	1	0	0	0	5	0	0	0	0	0	1	1	1	0	2	0	0
PAKSI Denis 3b	6	0	0	0	0	0	0	0	0	0	0	0	0	2	0	0	0	1	2	0
RUDOHRADSKy Matej c	4	1	1	0	0	0	0	1	0	0	0	0	0	0	0	0	0	1	0	0
RACiK Markus pr/p	0	0	0	0	0	0	0	0	0	0	0	0	0	0	0	0	0	0	0	0
BARToK Juraj rf/p	1	0	0	0	0	0	0	0	0	0	0	0	0	1	0	0	0	0	0	0
JUST Daniel 2b	2	0	1	0	0	0	0	1	0	0	0	0	0	1	0	0	0	3	2	1
ESMiR Michal ph/2b	2	0	0	0	0	0	0	0	0	0	0	1	0	1	0	0	0	2	1	0
ZACKO Adam rf	3	0	0	0	0	0	0	0	0	0	0	1	0	1	0	0	0	6	0	0
LUKASKA Martin ph/rf/p/p	1	1	0	0	0	0	0	0	0	0	0	0	0	0	0	0	0	0	1	0
PUSKaR Michal p	0	0	0	0	0	0	0	0	0	0	0	0	0	0	0	0	0	0	0	0
GIECI Martin p	0	0	0	0	0	0	0	0	0	0	0	0	0	0	0	0	0	0	2	0
BOSANSKý Marek p	0	0	0	0	0	0	0	0	0	0	0	0	0	0	0	0	0	0	1	0
Totals	40	5	10	4	1	0	0	11	2	0	0	2	0	13	1	3	0	33	16	2

France

	IP	H	R	ER	BB	SO	WP	HP	BK	IBB	SH	SF	2B	3B	HR	AB	BF	FO	GO	NP
COSTE Gedeon	2.2	6	3	2	3	3	1	0	0	0	1	0	1	0	0	13	17	2	2	68
ANTOINE Nicolas	1.2	0	0	0	3	2	1	0	0	0	0	0	0	0	0	5	8	1	2	34
PRIOUL Esteban	1.2	1	1	0	2	3	0	0	0	0	0	0	0	0	0	6	8	0	2	39
NAYRAL Mathis	2.2	3	0	0	1	3	0	0	1	1	1	0	0	0	0	10	12	1	2	43
CLARA Robyn W,1-0	2.1	0	1	0	2	2	0	0	0	0	0	0	0	0	0	6	8	4	0	34

Slovakia

	IP	H	R	ER	BB	SO	WP	HP	BK	IBB	SH	SF	2B	3B	HR	AB	BF	FO	GO	NP
PUSKaR Michal	1.1	0	2	2	4	0	2	1	0	0	0	0	0	0	0	3	8	2	1	36
GIECI Martin	6.0	5	2	2	1	1	1	1	0	0	1	0	0	1	0	23	26	9	8	101
BOSANSKý Marek	1.2	1	0	0	1	0	0	0	0	0	0	0	1	0	0	6	7	3	2	29
RACiK Markus	1.0	1	1	0	0	1	0	0	0	0	0	0	0	0	0	4	4	1	1	12
LUKASKA Martin L,0-2	1.0	1	1	0	0	1	0	0	0	0	0	0	0	0	0	4	4	0	2	15



Umpires: HP-Tony Jones (FIN), 1B-Jens Waider (GER), 3B-Oswald Tscharf (AUT)
Scorers: Gianmarco Bedetti (ITA), Anita Manca (ITA)
TC: Jaroslav MIKA (CZE)
Start: 10:03 Time: 3:54 Attendance: 50 Weather: Partly cloudy 20°C

Game summary 42



Ukraine – Greece
5 – 4



Greece.....001 120 000 - 4 10 1
Ukraine.....014 000 00X - 5 8 2

Greece 4

PLAYER	AB	R	H	BI	2B	3B	HR	BB	SB	CS	HP	SH	SF	SO	IBB	KL	GDP	PO	A	E
TORRES HONDRO cf	5	1	2	1	1	0	0	0	1	0	0	0	0	0	0	0	0	1	0	0
ROULIS Tom ss	5	0	2	1	1	0	0	0	0	0	0	0	0	0	0	0	0	4	5	0
KOURTIS Dimitrios dh	5	1	2	0	0	0	0	0	0	0	0	0	0	0	0	0	0	1	0	0
SECHOPOULOS ARI rf	3	0	2	0	0	0	0	2	0	0	0	0	0	0	0	0	0	0	0	0
HALAMANDARIS NICK 1b	5	1	0	0	0	0	0	0	0	0	0	0	0	0	0	0	0	10	1	0
TORRES Antonio c	3	0	1	0	0	0	0	1	0	0	0	0	0	0	0	0	0	0	0	0
TSIFLIKIOTIS George 3b	4	0	0	0	0	0	0	0	0	0	0	0	0	0	0	0	0	0	2	1
LETTAS DIMITRI CONST lf	2	1	0	1	0	0	0	1	0	0	0	0	1	0	0	0	0	2	0	0
GOUREN MAX 2b	3	0	1	0	0	0	0	0	0	0	1	0	0	1	0	0	0	2	6	0
GOUNARIS ALEX p	0	0	0	0	0	0	0	0	0	0	0	0	0	0	0	0	0	0	1	0
GOSSELIN DANIEL PETE p	0	0	0	0	0	0	0	0	0	0	0	0	0	0	0	0	0	0	1	0
ORFANIDIS YANNI p	0	0	0	0	0	0	0	0	0	0	0	0	0	0	0	0	0	0	1	0
Totals	35	4	10	3	2	0	0	4	1	0	1	0	1	1	0	0	1	24	17	1

Ukraine 5

PLAYER	AB	R	H	BI	2B	3B	HR	BB	SB	CS	HP	SH	SF	SO	IBB	KL	GDP	PO	A	E
KOSENKO Vladyslav cf	5	1	1	0	0	0	0	0	0	0	0	0	0	2	0	0	0	3	0	0
BOIKO Roman ss	3	1	0	0	0	0	0	2	0	0	0	0	0	0	0	0	0	3	4	0
BRECHKO Denys 3b	2	0	1	0	1	0	0	2	0	1	0	1	0	0	0	0	1	1	2	1
HVRYTISHVILI Heorhii dh	3	1	0	1	0	0	0	1	0	0	0	0	2	0	0	0	0	0	0	0
BOIKO Oleksii ph/dh	1	0	0	0	0	0	0	1	0	0	0	0	0	0	0	0	0	0	0	0
BOIKO Kostiantyn lf	3	2	0	0	0	0	0	2	1	0	0	0	0	0	0	0	1	4	0	0
LIMARENKO Dmytro rf	4	0	2	1	0	0	0	0	0	0	0	0	0	0	0	0	0	2	0	0
SHVETS Yurii 1b	4	0	2	2	0	0	0	0	0	0	0	0	0	0	0	0	0	8	0	0
LUKIN Ihor 2b	3	0	2	0	0	0	0	1	0	0	0	0	0	0	0	0	0	4	4	0
GUPALENKO Maksym c	1	0	0	0	0	0	0	3	0	0	0	0	0	1	0	0	0	2	0	0
CHUKHAS Kostiantyn p	0	0	0	0	0	0	0	0	0	0	0	0	0	0	0	0	0	0	5	1
Totals	29	5	8	4	1	0	0	11	2	1	0	1	0	5	0	0	2	27	15	2

Greece

	IP	H	R	ER	BB	SO	WP	HP	BK	IBB	SH	SF	2B	3B	HR	AB	BF	FO	GO	NP
GOUNARIS ALEX L,0-1	2.2	4	5	2	5	2	0	0	0	0	1	0	1	0	0	12	18	1	5	76
GOSSELIN DANIEL PETE	3.1	2	0	0	3	2	0	0	1	0	0	0	0	0	0	10	13	1	5	50
ORFANIDIS YANNI	2.0	2	0	0	3	1	0	0	0	0	0	0	0	0	0	7	10	1	3	35

Ukraine

	IP	H	R	ER	BB	SO	WP	HP	BK	IBB	SH	SF	2B	3B	HR	AB	BF	FO	GO	NP
CHUKHAS Kostiantyn W,1-0	9.0	10	4	2	4	1	1	1	0	0	0	1	2	0	0	35	41	11	13	127

Umpires: HP-Gabor Erdos (GBR), 1B-Jiri KROUPA (CZE), 3B-Vladimir Richter (CZE)

Scorers: Marco Rocci (ITA), Bruna Beltrando (ITA), Angelo Pesenti (ITA)

TC: Christian Posny (GER)

Start: 10:31 Time: 2:32 Attendance: 62 Weather: Partly cloudy 20°

Game summary 43



Austria – Sweden
5 – 0



Sweden.....000 000 000 - 0 3 5
Austria.....002 210 00X - 5 7 0

Sweden 0

PLAYER	AB	R	H	BI	2B	3B	HR	BB	SB	CS	HP	SH	SF	SO	IBB	KL	GDP	PO	A	E
JOHNSON Joel cf	4	0	1	0	0	0	0	0	1	0	0	0	0	2	0	1	0	0	0	0
JOHNSON Daniel ss	4	0	0	0	0	0	0	0	0	0	0	0	0	2	0	1	0	1	4	1
PAULICH Thomas 3b	4	0	1	0	1	0	0	0	0	0	0	0	0	1	0	0	0	1	5	2
MELIN Niklas dh	3	0	0	0	0	0	0	0	0	0	0	0	0	2	0	1	0	0	0	0
BRANDT Trolle 2b	3	0	0	0	0	0	0	0	0	0	0	0	0	0	0	0	0	3	1	2
JOHANNESSEN Peter rf	3	0	0	0	0	0	0	0	0	0	0	0	0	1	0	1	0	2	0	0
MELENDEZ Markus c	3	0	1	0	1	0	0	0	0	0	0	0	0	0	0	0	0	5	1	0
SJOERS Per 1b	3	0	0	0	0	0	0	0	0	0	0	0	0	2	0	0	0	11	0	0
LINDELL Tommy lf	3	0	0	0	0	0	0	0	0	0	0	0	0	1	0	0	0	1	0	0
SYReN Oskar p	0	0	0	0	0	0	0	0	0	0	0	0	0	0	0	0	0	0	1	0
PARGAS Moisses p	0	0	0	0	0	0	0	0	0	0	0	0	0	0	0	0	0	0	0	0
Totals	30	0	3	0	2	0	0	0	1	0	0	0	0	11	0	4	0	24	12	5

Austria 5

PLAYER	AB	R	H	BI	2B	3B	HR	BB	SB	CS	HP	SH	SF	SO	IBB	KL	GDP	PO	A	E
OBED Ferdinand lf	3	0	1	0	1	0	0	2	0	0	0	0	0	1	0	0	0	1	0	0
ECKEL Philipp 1b	5	0	0	0	0	0	0	0	0	0	0	0	0	0	0	0	0	9	0	0
SALZMANN Benni 2b	4	1	2	1	0	1	0	0	0	0	0	0	0	0	0	0	0	2	1	0
HACKL Sammy c	3	0	1	1	1	0	0	1	0	0	0	0	0	1	0	1	0	7	1	0
WERNER Tobias c	0	0	0	0	0	0	0	0	0	0	0	0	0	0	0	0	0	0	3	0
ZIMMERLE Felix 3b	4	1	1	1	0	0	1	0	0	0	0	0	0	0	0	0	0	1	2	0
HACKL Mo ss	4	0	0	0	0	0	0	0	0	0	0	0	0	1	0	0	0	3	0	0
DIAZ Julio dh	4	1	1	0	0	0	0	0	0	0	0	0	0	0	0	0	0	0	0	0
BRENNER Phillip pr/dh	0	0	0	0	0	0	0	0	0	0	0	0	0	0	0	0	0	0	0	0
ALZINGER Richard rf	4	1	1	2	0	0	1	0	0	0	0	0	0	1	0	0	0	4	0	0
TALIR Dominik cf	4	1	0	0	0	0	0	0	0	0	0	0	0	1	0	1	0	0	0	0
TOMSICH Christian p	0	0	0	0	0	0	0	0	0	0	0	0	0	0	0	0	0	0	3	0
KIEFER Tobias p	0	0	0	0	0	0	0	0	0	0	0	0	0	0	0	0	0	0	0	0
Totals	35	5	7	5	2	1	2	3	0	0	0	0	0	5	0	2	0	27	10	0

Sweden

	IP	H	R	ER	BB	SO	WP	HP	BK	IBB	SH	SF	2B	3B	HR	AB	BF	FO	GO	NP
SYReN Oskar L,1-1	7.0	7	5	3	2	3	0	0	0	0	0	0	2	1	2	31	33	6	12	110
PARGAS Moisses	1.0	0	0	0	1	2	2	0	0	0	0	0	0	0	0	4	5	1	0	22

Austria

	IP	H	R	ER	BB	SO	WP	HP	BK	IBB	SH	SF	2B	3B	HR	AB	BF	FO	GO	NP
TOMSICH Christian W,1-0	7.0	3	0	0	0	8	0	0	0	0	0	0	2	0	0	24	24	9	4	87
KIEFER Tobias	2.0	0	0	0	0	3	0	0	0	0	0	0	0	0	0	6	6	1	2	21

Umpires: HP-Tomislav Ozimec (CRO), 1B-Cuahtémoc Suárez (ESP), 3B-DMITRY KOBZEV (RUS)

Scorers: Fabio Zaccaria (ITA), Stephanie Winkler (GER), Alessandro Meli (ITA)

TC: Paul BOKERN (NED)

Start: 11:00 Time: 1:57 Attendance: 35 Weather: Partly cloudy, 20°

Game summary 44



Germany – Russia 4 – 1



Russia.....100 000 000 - 1 6 0
Germany.....000 100 30X - 4 11 1

Russia 1

PLAYER	AB	R	H	BI	2B	3B	HR	BB	SB	CS	HP	SH	SF	SO	IBB	KL	GDP	PO	A	E
CASTILLO VELAZQUEZ D ss	4	1	2	0	0	0	0	0	0	0	0	0	0	1	0	0	0	2	2	0
MONAKHOV MAXIM cf	4	0	0	0	0	0	0	0	0	0	0	0	0	2	0	0	0	4	0	0
SOLER HINOJOSA GEIDY rf	4	0	0	0	0	0	0	0	0	0	0	0	0	1	0	1	1	4	1	0
VALIENTE LUIS YUNIOR 2b	4	0	1	0	0	0	0	0	0	0	0	0	0	1	0	1	0	2	1	0
PERES NUNES IAN ALEK lb	3	0	2	1	0	0	0	0	0	0	1	0	0	1	0	0	0	5	0	0
VASILEV VIACHESLAV lf	3	0	0	0	0	0	0	1	0	0	0	0	0	1	0	0	0	2	0	0
BULTE PINYA FRANK AN 3b	4	0	1	0	0	0	0	0	0	0	0	0	0	1	0	0	0	0	2	0
BOLGOV ALEXANDER pr	0	0	0	0	0	0	0	0	0	0	0	0	0	0	0	0	0	0	0	0
CHERMOSHENTSEV KIRIL dh	4	0	0	0	0	0	0	0	0	0	0	0	0	2	0	1	0	0	0	0
MONAKHOV NIKITA c	3	0	0	0	0	0	0	0	0	0	0	0	0	1	0	0	0	5	1	0
LOBANOV ANDREI p	0	0	0	0	0	0	0	0	0	0	0	0	0	0	0	0	0	0	0	0
LEONOV DENIS p	0	0	0	0	0	0	0	0	0	0	0	0	0	0	0	0	0	0	0	0
BALAN PETR p	0	0	0	0	0	0	0	0	0	0	0	0	0	0	0	0	0	0	0	0
Totals	33	1	6	1	0	0	0	1	0	0	1	0	0	11	0	3	1	24	7	0

Germany 4

PLAYER	AB	R	H	BI	2B	3B	HR	BB	SB	CS	HP	SH	SF	SO	IBB	KL	GDP	PO	A	E
SCHMIDT Alexander ss	4	1	2	0	0	0	0	0	0	0	0	0	0	0	0	0	0	1	1	0
LARRY Shawn rf	4	1	2	1	1	0	0	0	0	0	0	0	0	0	0	0	0	2	0	0
BRENK Eric 3b	4	0	2	2	0	0	0	0	0	1	0	0	0	0	0	0	0	0	3	0
GuHRING Simon dh	4	0	0	0	0	0	0	0	0	0	0	0	0	0	0	0	0	0	0	0
HELMIG Lou lf	4	1	2	0	1	0	0	0	2	0	0	0	0	0	0	0	0	2	0	0
CARDOSO Marco 2b	4	0	0	0	0	0	0	0	0	0	0	0	0	2	0	0	0	2	2	1
VON GARßEN Elias lb	3	0	1	1	0	0	0	1	1	0	0	0	0	0	0	0	0	7	0	0
AMON Pascal cf	3	0	0	0	0	0	0	0	0	0	0	0	0	2	0	1	0	2	0	0
WALTHER Yannic c	3	1	2	0	1	0	0	0	0	0	0	0	0	1	0	0	0	11	0	0
SCHULLER Sven p	0	0	0	0	0	0	0	0	0	0	0	0	0	0	0	0	0	0	1	0
HoRGER Luca p	0	0	0	0	0	0	0	0	0	0	0	0	0	0	0	0	0	0	0	0
Totals	33	4	11	4	3	0	0	1	3	1	0	0	0	5	0	1	0	27	7	1

Russia

	IP	H	R	ER	BB	SO	WP	HP	BK	IBB	SH	SF	2B	3B	HR	AB	BF	FO	GO	NP
LOBANOV ANDREI	4.0	4	1	1	1	3	0	0	0	0	0	0	1	0	0	16	17	8	1	70
LEONOV DENIS L,1-1	3.0	7	3	3	0	1	0	0	0	0	0	0	2	0	0	14	14	3	3	42
BALAN PETR	1.0	0	0	0	0	1	0	0	0	0	0	0	0	0	0	3	3	0	2	8

Germany

	IP	H	R	ER	BB	SO	WP	HP	BK	IBB	SH	SF	2B	3B	HR	AB	BF	FO	GO	NP
SCHULLER Sven W,1-1	7.0	4	1	1	1	10	0	1	0	0	0	0	0	0	0	24	26	4	6	110
HoRGER Luca SV,1	2.0	2	0	0	0	1	0	0	0	0	0	0	0	0	0	9	9	4	1	38

Umpires: HP-Sergio Radice (ITA), 1B-Alessandro Spera (ITA), 3B-Marco Taurelli (ITA)

Scorers: Angelo Pesenti (ITA), Marco Rocci (ITA), Bruna Beltrando (ITA)

TC: Frantisek Bunta (SVK)

Start: 15:32 Time: 2:33 Attendance: 168 Weather: Party cloudy - 27°C

Game summary 45



Croatia – Belgium 12 – 8



Belgium.....214 010 000 - 8 8 6
Croatia.....214 302 00X - 12 10 4

Belgium 8

PLAYER	AB	R	H	BI	2B	3B	HR	BB	SB	CS	HP	SH	SF	SO	IBB	KL	GDP	PO	A	E
DE BRAUWER Zion rf	3	2	1	0	0	0	0	1	1	0	1	0	0	0	0	0	0	2	0	0
GOFFAUX Benjamin ss	4	1	2	2	0	1	0	0	0	0	0	0	1	1	0	0	0	1	2	0
JANSSEN Drew p/2b	4	0	1	1	0	0	0	1	0	0	0	0	0	0	0	0	0	3	2	1
POESMANS Axel c/1b	4	0	0	0	0	0	0	1	0	0	0	0	0	1	0	1	0	7	2	1
ROEVENS Robin 3b/lf	5	1	3	0	1	1	0	0	0	0	0	0	0	1	0	0	0	2	1	1
DE QUINT Dennis 1b/2b/3b	3	1	0	0	0	0	1	0	0	0	0	0	0	2	0	1	0	0	2	2
VERSPREET Xander 3b	1	0	0	0	0	0	0	0	0	0	0	0	0	0	0	0	0	0	0	0
DEVREESE Quentin lf	1	1	0	0	0	0	0	1	0	0	1	0	0	0	0	0	0	0	0	1
DESMEDT Kevin p	1	0	0	0	0	0	0	0	0	0	0	0	0	1	0	0	0	0	0	0
BOERMANS Sam ph	1	0	0	0	0	0	0	0	0	0	0	0	0	0	0	0	0	0	0	0
DILLE Benjamin 2b	1	0	0	0	0	0	0	0	0	0	0	0	0	0	0	0	0	0	0	0
VERHEYLEWEGHEN Jamie 1b	1	1	1	2	0	0	0	0	0	0	0	0	0	0	0	0	0	4	1	0
HEYMANS Arthur c	3	0	0	0	0	0	0	0	0	0	0	0	0	1	0	1	0	4	1	0
POESMANS Yves cf	3	1	0	0	0	0	0	1	3	0	1	0	0	1	0	0	0	1	0	0
Totals	35	8	8	5	1	2	0	6	4	0	3	0	1	8	0	3	0	24	11	6

Croatia 12

PLAYER	AB	R	H	BI	2B	3B	HR	BB	SB	CS	HP	SH	SF	SO	IBB	KL	GDP	PO	A	E
KRSOLOVIC Ronald Ant 3b	4	1	2	2	0	0	0	0	1	0	1	0	0	1	0	0	0	0	1	0
HERRERA Jose ss	3	1	0	0	0	0	0	2	0	0	0	0	0	1	0	0	0	0	4	1
SMITH Philip c	4	0	2	1	1	0	0	1	0	0	0	0	0	1	0	0	0	8	0	0
RUMORA Petar Jure 1b	3	1	0	0	0	0	0	0	0	0	1	1	0	0	0	0	0	7	0	1
HORVATIS Antonio dh	4	2	0	1	0	0	0	1	0	0	0	0	0	1	0	0	0	0	0	0
TOMIS Andrija cf	4	2	1	0	0	0	0	1	0	0	0	0	0	1	0	0	0	3	0	0
JONES Andrew lf	4	4	3	3	2	0	0	1	0	0	0	0	0	1	1	1	0	1	0	0
MANOJLOV Mario rf	4	0	1	3	1	0	0	0	0	0	0	0	0	0	0	0	0	5	0	0
GOJKOVIS Kruno pr/rf	1	1	0	0	0	0	0	0	0	0	0	0	0	0	0	0	0	1	0	0
STRELEC Borna 2b	4	0	1	1	0	0	0	0	0	0	0	1	0	2	0	0	0	2	0	2
TADIS Marin p	0	0	0	0	0	0	0	0	0	0	0	0	0	0	0	0	0	0	0	0
GALES Slobodan p	0	0	0	0	0	0	0	0	0	0	0	0	0	0	0	0	0	0	0	0
SUMMERS James p	0	0	0	0	0	0	0	0	0	0	0	0	0	0	0	0	0	0	0	0
DIAZ Jose p	0	0	0	0	0	0	0	0	0	0	0	0	0	0	0	0	0	0	1	0
Totals	35	12	10	11	4	0	0	6	1	0	2	2	0	8	1	1	0	27	6	4

Belgium

	IP	H	R	ER	BB	SO	WP	HP	BK	IBB	SH	SF	2B	3B	HR	AB	BF	FO	GO	NP
JANSSEN Drew L,0-1	3.2	5	10	6	5	4	1	1	0	1	2	0	1	0	0	17	25	1	6	93
DESMEDT Kevin	4.1	5	2	0	1	4	0	1	0	0	0	0	3	0	0	18	20	4	4	62

Croatia

	IP	H	R	ER	BB	SO	WP	HP	BK	IBB	SH	SF	2B	3B	HR	AB	BF	FO	GO	NP
TADIS Marin	2.0	5	7	6	4	0	0	2	0	0	0	0	1	2	0	11	17	4	2	67
GALES Slobodan W,1-0	5.0	3	1	0	2	6	0	1	0	0	0	1	0	0	0	17	21	6	3	93
SUMMERS James	0.1	0	0	0	0	0	0	0	0	0	0	0	0	0	0	1	1	1	0	8
DIAZ Jose	1.2	0	0	0	0	2	0	0	0	0	0	0	0	0	0	6	6	1	2	21

Umpires: HP-Martijn BOSSCHAART (NED), 1B-Winfried BERKVEN (NED), 3B-Edwin LOUISA (NED)

Scorers: Anita Manca (ITA), Gianmarco Bedetti (ITA)

TC: Bohumil Bilek (CZE)

Start: 15:06 Time: 3:07 Attendance: 70 Weather: Partly cloudy - 26° C

Game summary 46

Czech Republic – Great Britain 8 – 5



Great Britain.....000 410 000 - 5 9 1
Czech Republic.....032 200 10X - 8 12 1

Great Britain 5

PLAYER	AB	R	H	BI	2B	3B	HR	BB	SB	CS	HP	SH	SF	SO	IBB	KL	GDP	PO	A	E
BLACKSTONE Kent 2b	4	0	1	0	0	0	0	0	0	0	0	1	0	2	0	0	0	2	0	0
RINCONES JR. Gabriel dh	5	0	0	0	0	0	0	0	0	0	0	0	0	3	0	2	0	0	0	0
CROSBY Alex rf	4	1	2	0	0	0	0	0	0	0	0	0	0	0	0	0	0	0	0	0
SINGH Aaron ss	4	1	2	1	2	0	0	0	0	0	0	0	0	0	0	0	0	3	4	1
DAWSON Kennard lf	2	1	1	0	0	0	0	0	0	0	0	1	0	0	0	0	0	0	0	0
EDMONDS Jordan lf	1	0	0	0	0	0	0	0	0	0	0	0	0	0	0	0	0	0	0	0
CHRISTOPHER Shamoy c	3	1	1	1	0	0	0	0	0	0	1	0	0	1	0	0	0	10	2	0
STROMAN Zachary 1b	3	0	0	0	0	0	0	1	0	0	0	0	0	3	0	1	0	8	0	0
ANDREWS Benjamin 3b	4	1	1	3	0	0	1	0	0	0	0	0	0	0	0	0	0	0	1	0
THOMAS Nateshon cf	3	0	1	0	0	0	0	0	0	0	0	0	0	1	0	0	0	1	0	0
RODRIGUEZ Miguel ph	1	0	0	0	0	0	0	0	0	0	0	0	0	1	0	0	0	0	0	0
KREISBERG Spencer p	0	0	0	0	0	0	0	0	0	0	0	0	0	0	0	0	0	0	0	0
HASSANI Austin p	0	0	0	0	0	0	0	0	0	0	0	0	0	0	0	0	0	0	0	0
SOLOMON Ethan p	0	0	0	0	0	0	0	0	0	0	0	0	0	0	0	0	0	0	0	0
Totals	34	5	9	5	2	0	1	1	0	0	1	2	0	11	0	3	0	24	7	1

Czech Republic 8

PLAYER	AB	R	H	BI	2B	3B	HR	BB	SB	CS	HP	SH	SF	SO	IBB	KL	GDP	PO	A	E
SCHNEIDER Martin ss/p	3	0	1	2	1	0	0	1	0	0	1	0	0	2	0	0	0	0	2	0
HEJMA MatSj cf	5	1	2	2	0	0	1	0	0	0	0	0	0	3	0	1	0	0	0	0
SECH Petr c	5	1	2	1	0	0	1	0	0	0	0	0	0	1	0	0	1	11	1	0
MALiK Jakub rf	4	1	1	0	1	0	0	1	0	0	0	0	0	2	0	1	0	0	0	0
HAJTMAR Adam rf	0	0	0	0	0	0	0	0	0	0	0	0	0	0	0	0	0	0	0	0
CHLUP Marek lf	4	0	1	0	0	0	0	0	0	0	0	0	0	1	0	0	0	3	0	0
MENSiK VojtSch 3b/ss	3	2	1	0	0	0	0	1	0	1	0	0	0	0	0	0	0	2	3	0
MUSiK Martin lb	2	1	1	1	1	0	0	2	1	0	0	0	0	0	0	0	0	11	0	0
MENSiK MatSj dh	3	2	2	1	0	0	0	0	0	0	0	0	0	1	0	0	0	0	0	0
ZyMA Petr 3b	1	0	0	0	0	0	0	0	0	0	0	0	0	0	0	0	0	0	0	1
HAJTMAR Jakub 2b	3	0	1	0	0	0	0	0	0	0	0	1	0	1	0	0	0	0	3	0
BOKAJ Boris p	0	0	0	0	0	0	0	0	0	0	0	0	0	0	0	0	0	0	3	0
DUFFEK TomaS p	0	0	0	0	0	0	0	0	0	0	0	0	0	0	0	0	0	0	0	0
Totals	33	8	12	7	3	0	2	5	1	1	1	1	0	11	0	2	1	27	12	1

Great Britain

	IP	H	R	ER	BB	SO	WP	HP	BK	IBB	SH	SF	2B	3B	HR	AB	BF	FO	GO	NP
KREISBERG Spencer L,0-2	2.0	5	5	4	3	2	0	0	0	0	0	0	1	0	1	10	13	1	2	53
HASSANI Austin	4.1	6	3	3	2	6	3	1	0	0	1	0	2	0	1	17	21	1	5	79
SOLOMON Ethan	1.2	1	0	0	0	3	0	0	0	0	0	0	0	0	0	6	6	1	1	22

Czech Republic

	IP	H	R	ER	BB	SO	WP	HP	BK	IBB	SH	SF	2B	3B	HR	AB	BF	FO	GO	NP
BOKAJ Boris W,2-0	5.0	8	5	5	1	6	0	1	0	0	2	0	2	0	1	21	25	1	8	90
DUFFEK TomaS	1.0	0	0	0	0	1	0	0	0	0	0	0	0	0	0	3	3	1	1	13
SCHNEIDER Martin SV,1	3.0	1	0	0	0	4	0	0	0	0	0	0	0	0	0	10	10	2	3	33

Umpires: HP-Christopher Feuerecker (GER), 1B-Mojmir Jankovic (SVK), 3B-Serge Makouchetchev (FRA)

Scorers: Stephanie Winkler (GER), Fabio Zaccaria (ITA), Eleonora Vietti (ITA)

TC: Stephen Lesfargues (FRA)

Start: 20:30 Time: 2:57 Attendance: 40 Weather: Cloudy - 23°C

Game summary 47



Italy – Spain
2 – 0



Spain.....000 000 000 - 0 10 0
Italy.....000 000 20X - 2 6 0

Spain 0

PLAYER	AB	R	H	BI	2B	3B	HR	BB	SB	CS	HP	SH	SF	SO	IBB	KL	GDP	PO	A	E
BELTRE Engel cf	4	0	0	0	0	0	0	0	0	0	0	0	0	0	0	0	1	2	0	0
VALERIO Edison ss	3	0	1	0	0	0	0	1	0	0	0	0	0	0	0	0	0	1	0	0
ANGULO Oscar 2b	4	0	2	0	0	0	0	0	0	0	0	0	0	0	0	0	0	1	0	0
USTARIZ Jesus 1b	4	0	2	0	0	0	0	0	0	0	0	0	0	0	0	0	1	4	0	0
JIMENEZ Daniel lf	4	0	1	0	0	0	0	0	0	0	0	0	0	0	0	0	0	3	0	0
GALVAN Lesther rf	4	0	0	0	0	0	0	0	0	0	0	0	0	1	0	0	0	3	0	0
LINO Gabriel c	4	0	2	0	2	0	0	0	0	0	0	0	0	1	0	0	0	9	1	0
FRANCO Yancarlo dh	4	0	2	0	0	0	0	0	0	0	0	0	0	1	0	0	0	0	0	0
RODRIGUEZ Leomartire 3b	2	0	0	0	0	0	0	0	0	0	1	0	0	1	0	0	0	1	1	0
LEYVA Elian p	0	0	0	0	0	0	0	0	0	0	0	0	0	0	0	0	0	0	1	0
BALBOA Jorge p	0	0	0	0	0	0	0	0	0	0	0	0	0	0	0	0	0	0	0	0
BAEZ Fernando p	0	0	0	0	0	0	0	0	0	0	0	0	0	0	0	0	0	0	0	0
CRUZ Rhiner p	0	0	0	0	0	0	0	0	0	0	0	0	0	0	0	0	0	0	0	0
Totals	33	0	10	0	2	0	0	1	0	0	1	0	0	4	0	0	2	24	3	0

Italy 2

PLAYER	AB	R	H	BI	2B	3B	HR	BB	SB	CS	HP	SH	SF	SO	IBB	KL	GDP	PO	A	E
SELLAROLI Andrea lf	3	0	0	0	0	0	0	0	0	0	0	0	0	1	0	1	0	0	1	0
GONZALEZ Noel rf	1	0	0	0	0	0	0	0	0	0	0	0	0	1	0	1	0	0	0	0
EPIFANO Erick ss	4	0	2	0	0	0	0	0	0	0	0	0	0	2	0	1	0	3	6	0
PIZZANO Dario rf/lf	4	0	1	0	1	0	0	0	0	0	0	0	0	2	0	0	0	2	0	0
FRISCIA Vito 1b	4	1	1	0	0	0	0	0	0	0	0	0	0	0	0	0	0	11	1	0
MINEO Alberto c	3	1	1	0	0	0	0	0	0	0	0	0	0	0	0	0	0	5	1	0
CELLI Federico cf	3	0	1	0	0	0	0	0	0	0	0	0	0	0	0	0	0	2	0	0
MERCURI Mattia 2b	2	0	0	0	0	0	0	0	0	0	0	0	0	2	0	0	0	1	3	0
FERRINI Leo ph/2b	0	0	0	0	0	0	0	1	0	0	0	0	0	0	0	0	0	0	0	0
DEOTTO Alessandro dh	2	0	0	1	0	0	0	1	0	0	0	0	0	1	0	0	0	0	0	0
AGRETTI Filippo 3b	3	0	0	0	0	0	0	0	0	0	0	0	0	0	0	0	0	3	1	0
DA SILVA Tiago p	0	0	0	0	0	0	0	0	0	0	0	0	0	0	0	0	0	0	3	0
BOCCHI Matteo p	0	0	0	0	0	0	0	0	0	0	0	0	0	0	0	0	0	0	0	0
BASSANI Alex p	0	0	0	0	0	0	0	0	0	0	0	0	0	0	0	0	0	0	0	0
Totals	29	2	6	1	1	0	0	2	0	0	0	0	0	9	0	3	0	27	16	0

Spain

	IP	H	R	ER	BB	SO	WP	HP	BK	IBB	SH	SF	2B	3B	HR	AB	BF	FO	GO	NP
LEYVA Elian	6.0	3	0	0	0	7	2	0	0	0	0	0	1	0	0	20	20	8	2	84
BALBOA Jorge L,1-1	0.2	2	2	2	1	1	0	0	0	0	0	0	0	0	0	4	5	1	0	22
BAEZ Fernando	0.1	0	0	0	1	0	1	0	0	0	0	0	0	0	0	1	2	1	0	10
CRUZ Rhiner	1.0	1	0	0	0	1	0	0	0	0	0	0	0	0	0	4	4	2	0	16

Italy

	IP	H	R	ER	BB	SO	WP	HP	BK	IBB	SH	SF	2B	3B	HR	AB	BF	FO	GO	NP
DA SILVA Tiago	6.0	7	0	0	1	2	0	1	0	0	0	0	1	0	0	22	24	5	8	70
BOCCHI Matteo W,2-0	2.0	3	0	0	0	0	0	0	0	0	0	0	1	0	0	8	8	0	5	39
BASSANI Alex SV,1	1.0	0	0	0	0	2	0	0	0	0	0	0	0	0	0	3	3	1	0	13

Umpires: HP-Martijn BOSSCHAART (NED), 1B-Jiri KROUPA (CZE), 2B-Edwin LOUISA (NED),
3B-Christopher Feuerecker (GER), Video-Winfried BERKVENS (NED)
Scorers: Gianmarco Bedetti (ITA), Alessandro Meli (ITA), Angelo Pesenti (ITA)
TC: Paul BOKERN (NED), Bohumil Bilek (CZE)
Start: 15:32 Time: 2:41 Attendance: 570 Weather: Sunny - 22°C

Game summary 48

the Netherlands - Israel
9 - 4



Israel.....000 202 000 - 4 4 3
Netherlands.....010 000 44X - 9 13 1

Israel 4

PLAYER	AB	R	H	BI	2B	3B	HR	BB	SB	CS	HP	SH	SF	SO	IBB	KL	GDP	PO	A	E
KELLY Ty ss	2	1	0	0	0	0	0	1	0	0	1	0	0	1	0	0	0	4	2	0
GLASSER Mitch 2b	3	1	1	0	0	0	0	1	0	0	0	0	0	0	0	0	0	2	1	0
WANGER Ben 1b/p/1b	4	1	1	0	0	0	0	0	0	0	0	0	0	0	0	0	1	0	2	1
LOWENGART Assaf 3b	3	1	1	2	0	0	1	1	0	0	0	0	0	1	0	1	0	2	0	0
PALLER Rob cf	3	0	0	1	0	0	0	0	0	0	0	0	1	1	0	1	0	1	0	0
PETRUSHKA Jordan rf/lb/rf	3	0	1	1	0	0	0	1	0	0	0	0	0	2	0	1	0	6	1	0
WAGMAN Joey p/lf/p	3	0	0	0	0	0	0	0	0	0	0	0	0	3	0	2	0	0	0	0
ROSSMAN Charles p	0	0	0	0	0	0	0	0	0	0	0	0	0	0	0	0	0	0	1	0
LIPETZ Shlo p	0	0	0	0	0	0	0	0	0	0	0	0	0	0	0	0	0	0	0	1
MARGOLIN Ivri p	0	0	0	0	0	0	0	0	0	0	0	0	0	0	0	0	0	0	0	0
IBN EZRA David ph	1	0	0	0	0	0	0	0	0	0	0	0	0	0	0	0	0	0	0	0
GOLDNER Itai lf/rf/lf	4	0	0	0	0	0	0	0	0	0	0	0	0	2	0	0	0	2	0	0
EREL Tal c	4	0	0	0	0	0	0	0	0	0	0	0	0	0	0	0	0	7	0	1
Totals	30	4	4	4	0	0	1	4	0	0	1	0	1	10	0	5	1	24	7	3

Netherlands 9

PLAYER	AB	R	H	BI	2B	3B	HR	BB	SB	CS	HP	SH	SF	SO	IBB	KL	GDP	PO	A	E
TROMP Jiandido lf	5	1	2	0	1	0	0	0	0	0	0	0	0	0	0	0	0	3	0	0
BERNADINA Roger cf	2	2	1	3	0	0	1	2	0	0	1	0	0	0	0	0	0	1	0	0
DIDDER Ray-Patrick rf	4	2	1	0	0	0	0	1	0	1	0	0	1	0	0	0	0	2	0	0
SCHOOP Sharlon 2b	5	1	4	3	1	0	0	0	0	0	0	0	0	1	0	0	0	2	2	0
RICHARDSON Denzel dh	2	1	0	0	0	0	0	0	1	0	0	0	0	0	0	0	0	0	0	0
KEMP Dwayne ph/dh	2	0	0	0	0	0	0	0	0	0	0	1	0	0	0	0	0	0	0	0
RICARDO Dashenko c	5	1	2	2	0	0	1	0	0	0	0	0	0	1	0	0	0	11	0	0
PROFAR Juremi 1b	3	0	1	1	0	0	0	1	0	0	1	0	0	0	0	0	1	6	1	0
MARTINA Junior 3b	5	0	1	0	0	0	0	0	0	0	0	0	0	0	0	0	0	1	2	0
POLONIUS John ss	4	1	1	0	0	0	0	0	0	0	0	0	0	2	0	0	0	1	1	0
SULBARAN JC p	0	0	0	0	0	0	0	0	0	0	0	0	0	0	0	0	0	0	0	0
KELLY Kevin p	0	0	0	0	0	0	0	0	0	0	0	0	0	0	0	0	0	0	0	1
DE GROOT Aaron p	0	0	0	0	0	0	0	0	0	0	0	0	0	0	0	0	0	0	0	0
GROEN Mike p	0	0	0	0	0	0	0	0	0	0	0	0	0	0	0	0	0	0	0	0
FLORANUS Wendell p	0	0	0	0	0	0	0	0	0	0	0	0	0	0	0	0	0	0	1	0
Totals	37	9	13	9	2	0	2	3	2	0	3	1	0	5	0	0	1	27	7	1

Israel	IP	H	R	ER	BB	SO	WP	HP	BK	IBB	SH	SF	2B	3B	HR	AB	BF	FO	GO	NP
WAGMAN Joey	1.0	0	0	0	0	1	0	0	0	0	0	0	0	0	0	3	3	2	0	16
WANGER Ben	5.0	7	3	3	2	3	0	1	0	0	0	0	1	0	0	22	25	6	6	92
ROSSMAN Charles L, 1-1	1.0	4	2	2	0	1	1	0	0	0	1	0	0	0	1	7	8	2	0	30
LIPETZ Shlo	0.2	2	4	4	0	0	0	2	0	0	0	0	1	0	1	4	6	2	0	23
MARGOLIN Ivri	0.1	0	0	0	1	0	0	0	0	0	0	0	0	0	0	1	2	1	0	6

Netherlands	IP	H	R	ER	BB	SO	WP	HP	BK	IBB	SH	SF	2B	3B	HR	AB	BF	FO	GO	NP
SULBARAN JC	3.2	0	2	2	3	2	0	0	0	0	0	1	0	0	0	10	14	8	1	54
KELLY Kevin	1.2	3	2	2	0	3	0	0	0	0	0	0	0	0	1	9	9	2	0	40
DE GROOT Aaron	0.2	0	0	0	1	1	0	0	0	0	0	0	0	0	0	2	3	1	0	15
GROEN Mike W,1-0	1.0	1	0	0	0	0	0	1	0	0	0	0	0	0	0	3	4	0	2	13
FLORANUS Wendell SV,3	2.0	0	0	0	0	4	0	0	0	0	0	0	0	0	0	6	6	0	2	20

Umpires: HP-Alessandro Spera (ITA), 1B-Mojmir Jankovic (SVK), 2B-Jens Waider (GER),
3B-Serge Makouchetchev (FRA), Video-Oswald Tscharf (AUT)
Scorers: Fabio Zaccaria (ITA), Stephanie Winkler (GER), Anita Manca (ITA)
TC: Frantisek Bunta (SVK), Stephen Lesfargues (FRA)
Start: 20:30 Time: 3:27 Attendance: 570 Weather: Clear, 23°

Team's stats (until game 40)

	Austria	AUT
--	----------------	------------

Overall Statistics for Austria (as of Sep 17, 2021)
(All Games, Sorted by Batting Avg)

Record: Tournament: 2-3 / Opening Round: 1-2 / Finals: 1-1

#	PLAYER	AVG	GP-GS	AB	R	H	2B	3B	HR	RBI	TB	SLG%	BB	HP	SO	GDP	OB%	SF	SH	SB-ATT
2	ECKEL Philipp	.353	5-5	17	6	6	2	1	2	4	16	.941	6	0	3	1	.522	0	0	0-0
4	MARIETTE Marcel	.333	4-4	12	1	4	0	0	0	5	4	.333	0	1	0	1	.333	2	1	1-1
23	ZIMMERLE Felix Mat	.333	4-3	9	3	3	0	0	0	1	3	.333	4	0	3	0	.538	0	0	0-0
29	HACKL Samuel	.278	4-4	18	5	5	3	0	1	3	11	.611	0	0	4	0	.278	0	0	0-0
6	OBED Ferdinand	.250	5-5	20	5	5	1	0	2	11	12	.600	2	0	1	1	.304	1	0	1-1
8	TALIR Dominik Robe	.235	5-5	17	3	4	0	0	0	2	4	.235	1	0	10	0	.263	1	0	0-1
32	SALZMANN Benjamin	.231	5-4	13	4	3	0	0	0	0	3	.231	5	0	3	0	.444	0	0	0-0
16	STEMMER Georg	.200	5-3	10	3	2	1	0	0	3	3	.300	1	1	6	0	.308	1	0	0-0
24	SCHEICHER Moritz	.158	5-5	19	4	3	1	0	0	3	4	.211	3	0	5	0	.261	1	0	0-0
19	WERNER Tobias	.000	3-2	5	0	0	0	0	0	0	0	.000	0	0	1	0	.000	0	0	0-0
30	ALZINGER Richard	.000	3-2	5	0	0	0	0	0	0	0	.000	0	0	2	0	.000	0	0	0-0
33	BRENNER Phillip	.000	3-3	7	0	0	0	0	0	0	0	.000	3	0	6	0	.300	0	0	0-0
49	ROJAS DIAZ Julio A	.000	3-0	3	0	0	0	0	0	0	0	.000	0	0	1	1	.000	0	0	0-0
Totals		.226		155	34	35	8	1	5	32	60	.387	25	2	45	4	.330	6	1	2-3
Opponents		.315		181	56	57	7	2	9	48	95	.525	36	9	30	3	.449	1	2	2-3

(All Games, Sorted by Earned Run Avg)

#	PLAYER	ERA	W-L	SV	IP	G	GS	CG	SHO	H	R	ER	BB	SO	2B	3B	HR	AB	B/Avg	WP	HP	BK	IBB	SHA	SFA
7	KIEFFER Tobias	0.00	0-0	1	8.0	2	1	0	0	4	4	0	6	10	0	0	0	29	.138	2	1	0	0	0	0
20	LETOUZE Thierry	4.50	1-0	0	6.0	1	1	0	0	7	3	3	2	2	1	0	0	26	.269	0	0	0	0	0	0
18	TOMSICH Christian	6.14	0-0	0	7.1	1	1	0	0	10	5	5	2	4	2	0	0	31	.323	0	0	0	0	0	0
35	SCHADLER Nicholas	7.36	1-1	0	3.2	2	0	0	0	4	7	3	2	2	1	0	1	16	.250	0	0	0	0	1	0
25	ASTL Paul	9.00	0-0	0	4.0	1	0	0	0	6	4	4	3	1	0	0	2	16	.375	0	0	0	0	0	0
24	SCHEICHER Moritz	10.80	0-0	0	1.2	1	0	0	0	3	2	2	1	1	0	0	0	6	.500	1	3	0	0	0	0
21	FURBOCK Brian	13.50	0-1	0	3.1	2	1	0	0	3	5	5	8	4	1	0	1	14	.214	3	0	0	0	0	0
14	SIMONSEN Jakob	16.20	0-0	0	1.2	2	0	0	0	4	4	3	0	1	0	1	1	7	.571	0	1	0	0	1	1
5	HACKL Moritz	18.00	0-0	0	2.0	2	0	0	0	4	4	4	5	1	0	0	1	8	.500	0	1	0	0	0	0
17	HIRNSCHAL Fabian	18.00	0-0	0	3.0	1	0	0	0	5	6	6	1	3	0	0	14	.357	0	2	0	0	0	0	
22	ZOUFAL Alessandro	40.50	0-0	0	1.1	2	0	0	0	5	6	6	1	1	1	0	2	9	.556	1	1	0	0	0	0
34	DUENAS HIDALGO Oma	54.00	0-1	0	1.0	1	1	0	0	2	6	6	5	0	1	0	1	5	.400	1	0	0	0	0	0
Totals		9.84	2-3	1	43.0	5	5	0	0	57	56	47	36	30	7	2	9	181	.315	8	9	0	0	2	1
Opponents		5.91	3-2	0	42.2	5	5	1	0	35	34	28	25	45	8	1	5	155	.226	1	2	0	0	1	6

(All Games, Sorted by Fielding Pct)

#	PLAYER	C	PO	A	E	DP	FLD%	CSB	SBA	SBA%	CI	PB
33	BRENNER Phillip	22	20	2	0	0	1.000	0	0	0	0	0
29	HACKL Samuel	22	20	2	0	0	1.000	0	2	1.000	0	0
19	WERNER Tobias	14	11	3	0	0	1.000	0	0	0	0	0
32	SALZMANN Benjamin	13	6	7	0	2	1.000	0	0	0	0	0
6	OBED Ferdinand	12	11	1	0	0	1.000	0	0	0	0	0
21	FURBOCK Brian	2	0	2	0	0	1.000	0	0	0	0	0
14	SIMONSEN Jakob	1	0	1	0	0	1.000	0	0	0	0	0
35	SCHADLER Nicholas	1	0	1	0	0	1.000	0	0	0	0	0
8	TALIR Dominik Robe	22	21	0	1	0	.955	0	0	0	0	0
24	SCHEICHER Moritz	17	3	13	1	2	.941	0	0	0	0	0
2	ECKEL Philipp	26	17	7	2	3	.923	0	0	0	0	0
4	MARIETTE Marcel	16	7	7	2	1	.875	0	0	0	0	0
16	STEMMER Georg	7	5	1	1	0	.857	0	0	0	0	0
23	ZIMMERLE Felix Mat	7	6	0	1	0	.857	0	0	0	0	0
7	KIEFFER Tobias	4	1	2	1	0	.750	0	0	0	0	0
18	TOMSICH Christian	3	0	2	1	0	.667	1	0	.000	0	0
30	ALZINGER Richard	3	1	0	2	0	.333	0	0	0	0	0
Totals		192	129	51	12	3	.938	1	2	.667	0	0
Opponents		172	128	37	7	5	.959	1	2	.667	0	1

Team's stats (until game 40)



Belgium

BEL

Overall Statistics for Belgium (as of Sep 17, 2021)
(All Games, Sorted by Batting Avg)

Record: Tournament: 1-4 / Opening Round: 1-2 / Finals: 0-2

#	PLAYER	AVG	GP-GS	AB	R	H	2B	3B	HR	RBI	TB	SLG%	BB	HP	SO	GDP	OB%	SF	SH	SB-ATT
6	Poesmans Axel	.471	5-5	17	6	8	1	3	0	5	15	.882	5	0	4	0	.591	0	0	0-0
3	De Brauwer Zion	.400	5-2	10	3	4	0	0	2	4	4	.400	2	1	1	1	.538	0	0	0-0
10	Roevens Robin	.333	5-5	15	5	5	0	0	1	4	8	.533	3	3	4	0	.524	0	1	0-0
7	Janssen Drew	.267	4-4	15	3	4	1	0	0	3	5	.333	4	0	2	1	.421	0	0	1-1
1	Verheyleweghen Jam	.250	5-5	16	1	4	0	0	0	1	4	.250	2	0	1	1	.333	0	0	0-0
2	Goffaux Benjamin	.227	5-5	22	4	5	0	0	1	4	8	.364	1	2	6	0	.320	0	0	0-1
20	De Quint Dennis	.222	5-5	18	2	4	0	0	0	3	4	.222	5	1	5	0	.417	0	0	0-0
11	DILLE Benjamin	.133	4-4	15	2	2	0	0	0	1	2	.133	2	0	2	0	.235	0	0	0-0
8	Poesmans Yves	.111	5-3	9	1	1	0	0	0	0	1	.111	4	0	7	0	.385	0	1	0-0
13	Boermans Sam	.000	5-4	12	3	0	0	0	0	1	0	.000	4	1	6	1	.294	0	0	0-0
24	Devreese Quentin	.000	3-1	3	1	0	0	0	0	1	0	.000	1	0	1	0	.250	0	0	0-0
4	Heymans Arthur	.000	3-1	4	0	0	0	0	0	0	0	.000	0	0	0	0	.000	0	0	0-0
26	Joossens Matthew	.000	2-1	3	1	0	0	0	0	1	0	.000	2	0	3	0	.400	0	0	0-0
39	Verspreet Xander	.000	1-0	1	0	0	0	0	0	0	0	.000	0	0	0	0	.000	0	0	0-0
Totals		.231		160	32	37	2	3	2	26	51	.319	35	8	42	4	.394	0	2	1-2
Opponents		.341		173	47	59	15	4	7	45	103	.595	28	3	24	4	.433	4	0	4-7

(All Games, Sorted by Earned Run Avg)

#	PLAYER	ERA	W-L	SV	IP	G	GS	CG	SHO	H	R	ER	BB	SO	2B	3B	HR	AB	B/Avg	WP	HP	BK	IBB	SHA	SFA
8	Poesmans Yves	0.00	0-0	0	0.0	1	0	0	0	1	1	1	1	0	1	0	0	1	.1000	0	0	0	0	0	0
23	Desmedt Kevin	1.93	0-0	0	4.2	1	1	0	0	5	1	1	6	1	2	0	0	19	.263	0	0	0	2	0	0
10	Roevens Robin	2.57	0-0	0	7.0	1	1	0	0	6	2	2	2	5	0	0	0	26	.231	0	1	0	1	0	0
12	Driessens Artuur	5.40	0-1	0	6.2	1	1	0	0	10	4	4	1	4	3	0	1	28	.357	0	0	0	1	0	0
7	Janssen Drew	9.45	0-0	0	6.2	1	1	0	0	6	8	7	3	6	1	1	1	24	.250	1	0	0	0	0	1
27	Van den Branden Ke	9.95	1-1	0	6.1	2	0	0	0	9	7	7	3	4	1	0	3	26	.346	0	1	0	0	0	0
38	Hendrickx Zane	13.50	0-1	0	0.2	2	0	0	0	0	1	1	1	0	0	0	0	2	.000	0	0	0	0	0	0
40	Verspreet Brendan	13.50	0-1	0	4.0	3	1	0	0	8	6	6	1	2	4	1	1	19	.421	0	0	1	0	0	1
35	Larrinaga Ocampo J	15.43	0-0	0	2.1	2	0	0	0	4	4	4	5	1	0	2	0	10	.400	1	0	0	0	0	0
25	Oberto Silva Tomas	27.00	0-0	0	1.2	2	0	0	0	6	6	5	2	0	1	0	0	10	.600	1	0	0	0	0	1
29	Ballardini Lino	37.80	0-0	0	1.2	1	0	0	0	4	7	7	3	1	2	0	1	8	.500	0	1	0	0	0	1
Totals		9.72	1-4	0	41.2	5	5	0	0	59	47	45	28	24	15	4	7	173	.341	3	3	1	4	0	4
Opponents		5.10	4-1	1	42.1	5	5	0	0	37	32	24	35	42	2	3	2	160	.231	6	8	1	0	2	0

(All Games, Sorted by Fielding Pct)

#	PLAYER	C	PO	A	E	DP	FLD%	CSB	SBA	SBA%	CI	PB
1	Verheyleweghen Jam	38	37	1	0	5	1.000	0	0	0	0	0
20	De Quint Dennis	25	10	15	0	3	1.000	0	0	0	0	0
10	Roevens Robin	15	9	6	0	1	1.000	0	0	0	0	0
8	Poesmans Yves	9	9	0	0	0	1.000	0	0	0	0	0
23	Desmedt Kevin	3	1	2	0	0	1.000	0	0	0	0	0
12	Driessens Artuur	2	1	1	0	0	1.000	0	0	0	0	0
27	Van den Branden Ke	1	0	1	0	0	1.000	0	0	0	0	0
38	Hendrickx Zane	1	0	1	0	0	1.000	0	0	0	0	0
3	De Brauwer Zion	1	1	0	0	0	1.000	0	0	0	0	0
6	Poesmans Axel	32	28	3	1	0	.969	2	3	.600	0	0
11	DILLE Benjamin	10	5	4	1	2	.900	0	0	0	0	0
7	Janssen Drew	16	6	8	2	1	.875	1	0	.000	0	0
2	Goffaux Benjamin	14	9	3	2	0	.857	0	0	0	0	0
13	Boermans Sam	12	9	1	2	0	.833	0	0	0	0	0
4	Heymans Arthur	2	0	1	1	0	.500	0	0	0	0	0
Totals		181	125	47	9	5	.950	3	3	.500	0	0
Opponents		192	127	52	13	6	.932	1	1	.500	0	0

Team's stats (until game 40)



Croatia

CRO

Overall Statistics for Croatia (as of Sep 17, 2021)
(All Games, Sorted by Batting Avg)

Record: Tournament: 2-3 / Opening Round: 2-1 / Finals: 0-2

#	PLAYER	AVG	GP-GS	AB	R	H	2B	3B	HR	RBI	TB	SLG%	BB	HP	SO	GDP	OB%	SF	SH	SB-ATT
10	TADIS Marin	1.000	3-0	1	0	1	0	0	0	0	1	1.000	1	0	0	0	1.000	0	0	0-0
11	HORVATIS Antonio	.500	5-5	16	4	8	4	0	0	1	12	.750	0	1	1	1	.529	0	0	0-0
7	HERRERA TORREZ Jos	.368	5-5	19	5	7	3	0	1	6	13	.684	0	0	3	0	.350	1	0	0-0
13	KRSOLOVIC Ronald A	.364	5-5	11	1	4	2	0	0	5	6	.545	2	1	1	0	.467	1	1	1-1
19	SMITH Philip Allen	.316	5-5	19	3	6	1	0	1	4	10	.526	0	0	4	0	.316	0	0	1-1
21	RUMORA Petar Jure	.308	5-5	13	0	4	1	0	0	3	5	.385	1	0	4	0	.333	1	0	0-0
5	TOMIS Andrija	.182	5-3	11	1	2	0	0	0	0	2	.182	2	0	5	0	.308	0	0	0-0
15	JONES Andrew Maxwe	.143	5-4	14	1	2	0	0	0	0	2	.143	1	0	4	0	.200	0	0	0-0
6	GALES Slobodan	.133	5-5	15	3	2	0	0	0	0	2	.133	2	0	4	0	.235	0	0	0-0
20	GOJKOVIS Kruno	.063	5-5	16	3	1	0	0	0	2	1	.63	2	0	6	0	.158	1	1	1-1
1	TADIS Hrvoje	.000	3-1	2	0	0	0	0	0	0	0	.000	1	0	2	0	.333	0	1	0-1
12	KARIN Pavao	.000	2-1	3	0	0	0	0	0	0	0	.000	0	0	0	0	.000	0	0	0-0
17	PAULIS Benjamin	.000	2-0	1	0	0	0	0	0	0	0	.000	0	0	1	0	.000	0	0	0-0
14	MANOJLOV Mario	.000	4-0	3	0	0	0	0	0	0	0	.000	0	0	1	0	.000	0	0	0-0
2	KRUHEK Nino	.000	1-1	2	0	0	0	0	0	0	0	.000	0	0	2	0	.000	0	0	0-0
3	BODALEC Rene Sebas	.000	2-0	1	0	0	0	0	0	0	0	.000	0	0	1	0	.000	0	0	0-0
9	JURISIS Petar	.000	5-0	0	3	0	0	0	0	0	0	.000	0	0	0	0	.000	0	0	0-0
Totals		.252		147	24	37	11	0	2	21	54	.367	12	2	39	1	.309	4	3	3-4
Opponents		.314		153	42	48	10	2	5	38	77	.503	34	3	28	3	.440	3	1	7-8

(All Games, Sorted by Earned Run Avg)

#	PLAYER	ERA	W-L	SV	IP	G	GS	CG	SHO	H	R	ER	BB	SO	2B	3B	HR	AB	B/Avg	WP	HP	BK	IBB	SHA	SFA
9	JURISIS Petar	0.00	0-0	0	0.0	1	0	0	0	1	2	1	3	0	0	0	0	2	.500	0	0	0	1	0	0
16	DIAZ LEZAMA Jose A	2.38	1-1	0	11.1	2	2	0	0	9	4	3	9	11	1	0	0	40	.225	1	1	0	0	0	1
11	HORVATIS Antonio	3.24	1-0	0	8.1	3	0	0	0	2	3	3	6	5	0	0	1	24	.083	0	1	0	0	1	0
15	JONES Andrew Maxwe	6.75	0-0	0	6.2	2	1	0	0	11	7	5	2	5	3	1	0	31	.355	1	1	0	0	0	0
2	KRUHEK Nino	13.50	0-0	0	3.1	3	0	0	0	4	5	5	6	1	2	0	0	13	.308	1	0	1	0	0	1
8	STRELEC Borna	18.90	0-1	0	3.1	2	1	0	0	5	7	7	3	5	1	0	2	15	.333	0	0	0	0	0	0
12	KARIN Pavao	20.25	0-1	0	1.1	1	1	0	0	5	4	3	3	0	1	0	1	9	.556	0	0	1	0	0	0
10	TADIS Marin	27.00	0-0	0	1.1	2	0	0	0	5	5	4	0	1	0	1	1	10	.500	0	0	0	0	0	0
4	KOS Karlo	33.75	0-0	0	1.1	2	0	0	0	6	5	5	2	0	2	0	0	9	.667	1	0	0	0	0	1
Totals		8.76	2-3	0	37.0	5	5	0	0	48	42	36	34	28	10	2	5	153	.314	4	3	2	1	1	3
Opponents		4.85	3-2	0	39.0	5	5	0	0	37	24	21	12	39	11	0	2	147	.252	1	2	0	1	3	4

(All Games, Sorted by Fielding Pct)

#	PLAYER	C	PO	A	E	DP	FLD%	CSB	SBA	SBA%	CI	PB
19	SMITH Philip Allen	28	26	2	0	0	1.000	1	5	.833	0	3
6	GALES Slobodan	13	12	1	0	1	1.000	0	0	0	0	0
13	KRSOLOVIC Ronald A	10	2	8	0	1	1.000	0	0	0	0	0
15	JONES Andrew Maxwe	7	5	2	0	0	1.000	0	1	1.000	0	0
5	TOMIS Andrija	7	7	0	0	0	1.000	0	0	0	0	0
16	DIAZ LEZAMA Jose A	3	2	1	0	1	1.000	0	0	0	0	0
2	KRUHEK Nino	1	1	0	0	0	1.000	0	0	0	0	0
3	BODALEC Rene Sebas	1	1	0	0	0	1.000	0	0	0	0	0
21	RUMORA Petar Jure	37	33	3	1	3	.973	0	0	0	0	0
20	GOJKOVIS Kruno	21	12	8	1	2	.952	0	0	0	0	0
7	HERRERA TORREZ Jos	25	5	17	3	2	.880	0	0	0	0	0
17	PAULIS Benjamin	4	3	0	1	0	.750	0	0	0	0	0
11	HORVATIS Antonio	4	1	2	1	0	.750	0	0	0	0	0
12	KARIN Pavao	2	1	0	1	0	.500	0	0	0	0	0
9	JURISIS Petar	1	0	0	1	0	.000	0	0	0	0	0
Totals		164	111	44	9	4	.945	1	6	.857	0	3
Opponents		161	117	37	7	2	.957	1	3	.750	0	1

Team's stats (until game 40)



Czech Republic

CZE

Overall Statistics for Czech Republic (as of Sep 17, 2021)
(All Games, Sorted by Batting Avg)

Record: Tournament: 3-2 / Opening Round: 2-1 / Finals: 1-1

#	PLAYER	AVG	GP-GS	AB	R	H	2B	3B	HR	RBI	TB	SLG%	BB	HP	SO	GDP	OB%	SF	SH	SB-ATT
73	Chlup Marek	.588	5-5	17	6	10	4	0	2	6	20	1.176	2	1	2	0	.650	0	0	0-0
3	Hejma MatSj	.400	5-5	20	5	8	1	0	3	10	18	.900	1	1	5	1	.455	0	0	1-1
9	Zyma Petr	.333	3-0	3	2	1	0	0	1	1	4	1.333	2	0	1	0	.600	0	0	0-0
77	MenSik VojtSch	.313	5-5	16	8	5	2	1	1	2	12	.750	3	1	4	0	.450	0	1	0-0
13	Schneider Martin	.300	5-5	20	4	6	1	0	0	3	7	.350	1	1	6	0	.364	0	0	1-1
37	Sech Petr	.278	5-5	18	4	5	1	0	0	3	6	.333	2	1	2	0	.381	0	0	0-0
2	Hajtmar Jakub	.273	5-5	11	4	3	0	0	0	2	3	.273	2	1	2	0	.400	1	0	1-1
17	MenSik MatSj	.250	5-1	8	1	2	1	0	0	1	3	.375	1	0	1	0	.333	0	0	0-0
27	Chroust PSemek	.200	4-0	5	0	1	1	0	0	2	2	.400	0	0	1	0	.200	0	0	0-0
30	Zelenka Martin	.200	2-1	5	2	1	0	0	0	2	1	.200	0	0	0	0	.200	0	0	0-0
49	MuSik Martin	.182	4-4	11	0	2	0	0	0	0	2	.182	0	0	4	0	.182	0	0	1-1
25	Malik Jakub	.105	5-5	19	2	2	1	0	0	1	3	.158	1	1	5	0	.190	0	0	1-1
78	Servinka Martin	.000	2-0	1	0	0	0	0	0	1	0	.000	0	0	0	0	.000	1	0	0-0
1	Hajtmar Adam	.000	4-4	9	1	0	0	0	0	0	0	.000	1	0	3	0	.100	0	1	0-0
Totals		.282		163	39	46	12	1	7	34	81	.497	16	7	36	1	.367	2	2	5-5
Opponents		.245		155	20	38	8	0	2	18	52	.335	14	2	37	2	.316	0	0	3-4

(All Games, Sorted by Earned Run Avg)

#	PLAYER	ERA	W-L	SV	IP	G	GS	CG	SHO	H	R	ER	BB	SO	2B	3B	HR	AB	B/Avg	WP	HP	BK	IBB	SHA	SFA
39	VavruSa JiSi	0.00	0-0	0	0.2	1	0	0	0	0	0	0	0	0	0	0	0	1	.000	0	0	0	0	0	0
46	VeSerka Viktor	0.00	0-0	0	0.2	1	0	0	0	0	0	0	0	0	0	0	0	2	.000	0	0	1	0	0	0
42	Bokaj Boris	1.29	1-0	0	7.0	1	1	0	0	5	1	1	0	3	0	0	0	25	.200	0	0	0	0	0	0
32	Novak Jan	1.29	0-0	0	7.0	2	1	0	0	2	1	1	3	7	1	0	0	22	.091	0	0	0	0	0	0
15	MinaSik Marek	1.59	0-2	0	5.2	2	1	0	0	7	3	1	2	5	2	0	0	23	.304	0	0	0	0	0	0
79	Mergans David	2.70	0-0	0	3.1	2	0	0	0	3	1	1	1	3	0	0	0	13	.231	0	1	0	0	0	0
10	Satoria OndSej	3.00	1-0	0	6.0	2	1	0	0	6	2	2	1	13	1	0	0	23	.261	0	0	0	0	0	0
11	Chroust Radim	5.40	1-0	0	5.0	1	1	0	0	4	3	3	2	4	1	0	1	19	.211	0	0	0	0	0	0
7	Duffek TomaS	11.57	0-0	0	2.1	1	0	0	0	5	4	3	0	0	3	0	0	12	.417	0	1	0	0	0	0
29	Sapka Filip	15.00	0-0	0	3.0	2	0	0	0	6	5	5	3	2	0	0	1	15	.400	1	0	0	0	0	0
Totals		3.76	3-2	0	40.2	5	5	0	0	38	20	17	14	37	8	0	2	155	.245	1	2	1	0	0	0
Opponents		8.31	2-3	0	39.0	5	5	0	0	46	39	36	16	36	12	1	7	163	.282	7	7	2	2	2	2

(All Games, Sorted by Fielding Pct)

#	PLAYER	C	PO	A	E	DP	FLD%	CSB	SBA	SBA%	CI	PB
37	Sech Petr	34	33	1	0	4	1.000	1	1	.500	0	0
49	MuSik Martin	26	25	1	0	1	1.000	0	0	0	0	0
30	Zelenka Martin	13	11	2	0	0	1.000	0	2	1.000	0	0
73	Chlup Marek	12	11	1	0	1	1.000	0	0	0	0	0
3	Hejma MatSj	11	11	0	0	0	1.000	0	0	0	0	0
1	Hajtmar Adam	4	4	0	0	0	1.000	0	0	0	0	0
27	Chroust PSemek	4	4	0	0	0	1.000	0	0	0	0	0
42	Bokaj Boris	2	1	1	0	0	1.000	0	0	0	0	0
25	Malik Jakub	2	2	0	0	0	1.000	0	0	0	0	0
9	Zyma Petr	2	1	1	0	0	1.000	0	0	0	0	0
78	Servinka Martin	1	1	0	0	1	1.000	0	0	0	0	0
11	Chroust Radim	1	0	1	0	0	1.000	0	0	0	0	0
17	MenSik MatSj	1	1	0	0	0	1.000	0	0	0	0	0
2	Hajtmar Jakub	22	11	10	1	5	.955	0	0	0	0	0
77	MenSik VojtSch	14	3	10	1	5	.929	0	0	0	0	0
13	Schneider Martin	11	3	7	1	1	.909	0	0	0	0	0
29	Sapka Filip	1	0	0	1	0	.000	0	0	0	0	0
Totals		161	122	35	4	7	.975	1	3	.750	0	0
Opponents		165	117	39	9	1	.945	0	5	1.000	0	1

Team's stats (until game 40)



France

FRA

Overall Statistics for France (as of Sep 17, 2021)
(All Games, Sorted by Batting Avg)

Record: Tournament: 1-4 / Opening Round: 1-2 / Finals: 0-2

#	PLAYER	AVG	GP-GS	AB	R	H	2B	3B	HR	RBI	TB	SLG%	BB	HP	SO	GDP	OB%	SF	SH	SB-ATT
20	PAZ Andy	.375	5-5	16	1	6	1	0	1	5	10	.625	5	0	2	0	.524	0	0	0-1
21	Brown Felix	.235	5-5	17	2	4	2	0	0	2	6	.353	5	0	6	0	.409	0	0	2-3
14	PATRICE Daniel	.188	5-4	16	3	3	2	0	0	0	5	.313	1	0	10	0	.235	0	0	0-1
5	VISSAC Martin	.167	4-3	12	4	2	2	0	0	1	4	.333	1	1	3	0	.286	0	0	0-0
8	BRAINVILLE Louis	.158	5-5	19	0	3	0	0	0	1	3	.158	1	0	4	0	.200	0	0	0-0
1	JIMINIAN Leo	.158	5-5	19	2	3	0	0	0	3	3	.158	2	1	2	1	.273	0	0	4-5
2	BROSSIER Paolo	.125	5-4	16	1	2	1	0	0	3	3	.188	2	2	8	0	.300	0	0	1-1
28	DAGNEAU Bastien	.100	4-3	10	0	1	0	0	0	0	1	.100	1	0	4	0	.182	0	0	1-1
13	PAULA Jose	.083	4-4	12	3	1	1	0	0	0	2	.167	2	1	7	0	.267	0	1	1-1
15	BOUCHERON Jacques	.000	3-1	2	1	0	0	0	0	0	0	.000	1	0	2	0	.333	0	0	0-0
27	DELOGU Luis	.000	3-1	7	0	0	0	0	0	1	0	.000	0	0	3	0	.000	1	0	0-0
9	SOLIVERES Nolan	.000	5-5	12	1	0	0	0	0	0	0	.000	2	1	6	0	.200	0	1	0-0
Totals		.158		158	18	25	9	0	1	16	37	.234	23	6	57	1	.287	1	2	9-13
Opponents		.241		170	36	41	9	1	5	35	67	.394	24	5	47	2	.347	3	4	5-8

(All Games, Sorted by Earned Run Avg)

#	PLAYER	ERA	W-L	SV	IP	G	GS	CG	SHO	H	R	ER	BB	SO	2B	3B	HR	AB	B/Avg	WP	HP	BK	IBB	SHA	SFA
3	COSTE Gedeon	0.00	0-0	0	1.0	2	0	0	0	1	0	0	0	2	0	0	0	4	.250	0	0	0	0	0	0
6	NAYRAL Mathis	1.93	0-0	0	4.2	2	0	0	0	4	1	1	1	4	1	0	0	17	.235	0	0	0	0	0	0
23	OZANICH Owen	2.70	0-1	0	10.0	2	2	0	0	6	3	3	4	13	2	0	0	35	.171	0	2	0	0	0	0
13	PAULA Jose	3.60	0-1	0	5.0	2	0	0	0	3	7	2	5	9	1	0	0	14	.214	0	0	0	0	1	2
7	CLARA Robyn	5.40	0-0	0	1.2	3	0	0	0	1	1	1	1	0	0	0	0	5	.200	0	1	0	0	0	0
30	MEURANT Tanguy	6.75	0-0	0	1.1	2	0	0	0	1	1	1	0	1	0	0	1	4	.250	0	0	0	0	0	1
10	MOULIN Quentin	6.75	1-0	0	6.2	2	1	0	0	5	5	5	5	4	1	0	1	25	.200	1	0	0	1	0	0
12	MOORE Eric	7.36	0-0	1	3.2	3	0	0	0	4	3	3	0	4	2	1	0	14	.286	0	1	0	0	1	0
33	HABECK Marc Andre	7.94	0-1	0	5.2	1	1	0	0	7	6	5	1	6	1	0	1	25	.280	0	1	0	0	1	0
19	PRIOUL Esteban	9.64	0-1	0	4.2	2	1	0	0	6	5	5	5	2	0	0	0	18	.333	0	0	0	0	1	0
11	DE LA ROSA Frankli	21.60	0-0	0	1.2	4	0	0	0	3	4	4	2	2	1	0	2	9	.333	1	0	0	0	0	0
Totals		5.87	1-4	1	46.0	5	5	0	0	41	36	30	24	47	9	1	5	170	.241	2	5	0	1	4	3
Opponents		2.30	4-1	1	47.0	5	5	0	0	25	18	12	23	57	9	0	1	158	.158	3	6	3	2	2	1

(All Games, Sorted by Fielding Pct)

#	PLAYER	C	PO	A	E	DP	FLD%	CSB	SBA	SBA%	CI	PB
20	PAZ Andy	53	52	1	0	1	1.000	1	1	.500	0	0
14	PATRICE Daniel	15	11	4	0	2	1.000	0	0	0	0	0
1	JIMINIAN Leo	12	11	1	0	1	1.000	0	0	0	0	0
5	VISSAC Martin	9	6	3	0	0	1.000	0	0	0	0	0
28	DAGNEAU Bastien	2	2	0	0	0	1.000	0	0	0	0	0
13	PAULA Jose	2	0	2	0	1	1.000	0	0	0	0	0
19	PRIOUL Esteban	2	0	2	0	0	1.000	0	0	0	0	0
15	BOUCHERON Jacques	1	1	0	0	0	1.000	0	0	0	0	0
7	CLARA Robyn	1	0	1	0	0	1.000	0	0	0	0	0
33	HABECK Marc Andre	1	0	1	0	0	1.000	0	0	0	0	0
12	MOORE Eric	1	1	0	0	0	1.000	0	0	0	0	0
9	SOLIVERES Nolan	39	30	8	1	2	.974	2	4	.667	0	0
8	BRAINVILLE Louis	14	6	7	1	0	.929	0	0	0	0	0
21	Brown Felix	23	7	14	2	2	.913	0	0	0	0	0
2	BROSSIER Paolo	13	11	0	2	0	.846	0	0	0	0	0
Totals		188	138	44	6	3	.968	3	5	.625	0	0
Opponents		187	141	45	1	1	.995	4	9	.692	0	1

Team's stats (until game 40)



Germany

GER

Overall Statistics for Germany (as of Sep 17, 2021)
(All Games, Sorted by Batting Avg)

Record: Tournament: 3-2 / Opening Round: 1-2 / Finals: 2-0

#	PLAYER	AVG	GP-GS	AB	R	H	2B	3B	HR	RBI	TB	SLG%	BB	HP	SO	GDP	OB%	SF	SH	SB-ATT
25	von Garßen Elias	.462	5-4	13	3	6	1	0	0	6	7	.538	3	0	1	0	.529	1	0	0-0
17	Helmig Lou	.444	5-4	18	6	8	2	0	2	5	16	.889	0	0	3	0	.444	0	0	1-1
22	Ahrens Vincent	.429	4-2	7	3	3	3	0	0	1	6	.857	4	0	0	0	.636	0	0	0-0
4	Schmidt Alexander	.412	5-5	17	5	7	1	0	0	1	8	.471	2	1	1	0	.500	0	0	2-2
30	Brenk Eric	.400	5-5	15	5	6	0	0	1	6	9	.600	4	1	3	0	.524	1	0	2-2
3	Cardoso Marco	.333	4-4	15	2	5	1	0	1	3	9	.600	1	0	5	0	.375	0	0	1-2
1	Jahn Lukas	.250	3-1	4	1	1	0	0	0	1	1	.250	0	1	0	0	.400	0	0	1-1
16	Guhring Simon	.235	5-5	17	1	4	0	0	1	4	7	.412	1	0	1	1	.278	0	0	0-0
7	Larry Shawn	.154	5-5	13	3	2	1	0	0	3	3	.231	8	0	4	0	.455	1	0	1-1
23	Amon Pascal Rene	.125	5-5	16	2	2	1	0	0	3	3	.188	2	0	6	0	.222	0	1	1-1
15	Walther Yannic	.125	3-3	8	1	1	0	0	0	0	1	.125	1	0	1	0	.222	0	0	0-0
9	Grimes David	.000	1-1	2	0	0	0	0	0	0	0	.000	0	0	0	0	.000	0	0	0-0
11	Horger Luca	.000	2-0	1	0	0	0	0	0	0	0	.000	0	0	1	0	.000	0	0	0-0
12	Stocklin Lennard	.000	3-0	3	0	0	0	0	0	0	0	.000	0	0	1	0	.000	0	0	0-0
6	Weber Danilo	.000	3-1	4	3	0	0	0	0	0	0	.000	0	1	4	0	.200	0	0	0-0
Totals		.294		153	35	45	10	0	5	33	70	.458	26	4	31	1	.403	3	1	9-10
Opponents		.296		152	32	45	12	0	3	29	66	.434	15	4	32	2	.370	2	2	2-6

(All Games, Sorted by Earned Run Avg)

#	PLAYER	ERA	W-L	SV	IP	G	GS	CG	SHO	H	R	ER	BB	SO	2B	3B	HR	AB	B/Avg	WP	HP	BK	IBB	SHA	SFA
30	Brenk Eric	0.00	0-0	1	1.2	1	0	0	0	3	0	0	1	2	1	0	0	8	.375	1	0	1	1	0	0
20	Cedano De Leon Joe	0.00	0-0	0	1.0	1	0	0	0	1	0	0	1	1	0	0	0	5	.200	0	0	0	0	0	0
24	Traut Lucas	0.00	0-0	0	1.0	1	0	0	0	6	9	0	3	0	1	0	1	10	.600	1	1	0	0	0	0
21	Wildenhain Yannick	0.00	0-0	0	3.0	2	0	0	0	3	0	0	2	0	1	0	0	11	.273	0	0	0	0	0	0
31	Wilhelm Maurice	2.45	1-0	0	7.1	1	1	0	0	2	2	2	2	5	0	0	0	24	.083	1	2	0	0	0	0
12	Stocklin Lennard	3.38	1-0	0	2.2	1	0	0	0	4	1	1	0	2	1	0	0	9	.444	0	1	0	0	1	1
35	Marquez Ramirez En	4.09	1-1	0	11.0	2	2	0	0	11	6	5	0	13	3	0	0	44	.250	0	0	0	0	0	0
28	Mendelsohn Daniel	4.50	0-0	0	2.0	1	0	0	0	2	1	1	1	2	2	0	0	6	.333	0	0	0	0	0	1
2	Steigert Samuel	5.40	0-0	0	1.2	2	0	0	0	2	1	1	0	1	1	0	0	7	.286	0	0	0	0	0	0
26	Schuller Sven	9.00	0-1	0	5.0	1	1	0	0	6	5	5	2	3	2	0	0	19	.316	0	0	1	0	0	0
8	Steinlein Lukas	27.00	0-0	0	1.1	1	1	0	0	3	4	4	2	3	0	0	1	7	.429	0	0	0	0	0	0
11	Horger Luca	81.00	0-0	0	0.1	1	0	0	0	2	3	3	1	0	0	0	1	2	.1000	0	0	0	0	1	0
Totals		5.21	3-2	1	38.0	5	5	0	0	45	32	22	15	32	12	0	3	152	.296	3	4	2	1	2	2
Opponents		7.12	2-3	0	36.2	5	5	0	0	45	35	29	26	31	10	0	5	153	.294	1	4	1	0	1	3

(All Games, Sorted by Fielding Pct)

#	PLAYER	C	PO	A	E	DP	FLD%	CSB	SBA	SBA%	CI	PB
25	von Garßen Elias	37	34	3	0	2	1.000	0	0	0	0	0
15	Walther Yannic	20	18	2	0	0	1.000	1	2	.667	0	0
22	Ahrens Vincent	19	15	4	0	0	1.000	3	0	.000	0	0
4	Schmidt Alexander	14	2	12	0	2	1.000	0	0	0	0	0
3	Cardoso Marco	12	6	6	0	1	1.000	0	0	0	0	0
1	Jahn Lukas	8	4	4	0	1	1.000	0	0	0	0	0
9	Grimes David	6	6	0	0	0	1.000	0	0	0	0	0
7	Larry Shawn	5	5	0	0	0	1.000	0	0	0	0	0
17	Helmig Lou	4	4	0	0	0	1.000	0	0	0	0	0
12	Stocklin Lennard	2	0	2	0	0	1.000	0	0	0	0	0
11	Horger Luca	1	1	0	0	0	1.000	0	0	0	0	0
26	Schuller Sven	1	0	1	0	0	1.000	0	0	0	0	0
31	Wilhelm Maurice	1	0	1	0	0	1.000	0	0	0	0	0
30	Brenk Eric	17	6	9	2	0	.882	0	0	0	0	0
23	Amon Pascal Rene	15	13	0	2	0	.867	0	0	0	0	0
Totals		162	114	44	4	2	.975	4	2	.333	0	0
Opponents		156	110	37	9	1	.942	1	9	.900	0	1



WBSCEUROPE

Team's stats (until game 40)



Great Britain

GBR

Overall Statistics for Great Britain (as of Sep 17, 2021)
(All Games, Sorted by Batting Avg)

Record: Tournament: 2-3 / Opening Round: 1-2 / Finals: 1-1

#	PLAYER	AVG	GP-GS	AB	R	H	2B	3B	HR	RBI	TB	SLG%	BB	HP	SO	GDP	OB%	SF	SH	SB-ATT
20	Singh Aaron	.444	5-5	18	5	8	3	0	1	3	14	.778	2	2	4	0	.545	0	0	1-1
30	STROMAN Zachary	.375	3-2	8	1	3	1	0	0	1	4	.500	3	0	2	0	.545	0	0	0-0
11	Dawson Kennard	.368	5-5	19	2	7	0	2	0	4	11	.579	1	0	4	1	.400	0	0	0-1
24	Rincones Jr. Gabri	.318	5-5	22	6	7	3	0	0	4	10	.455	2	0	6	0	.360	1	0	0-0
27	Kerry Grant	.316	5-5	19	3	6	1	0	1	7	10	.526	2	0	9	0	.381	0	0	0-2
29	Christopher Shamoy	.313	5-5	16	2	5	2	0	0	1	7	.438	3	2	8	0	.476	0	0	0-0
12	CROSBY Alex Clinto	.286	5-5	21	4	6	1	1	0	4	9	.429	1	0	2	0	.304	1	0	0-0
4	Thomas Nateshon Ra	.231	4-4	13	4	3	0	0	0	1	3	.231	0	1	7	0	.286	0	0	1-1
8	Blackstone Kent	.227	5-5	22	6	5	2	0	0	5	7	.318	3	1	4	1	.346	0	0	1-2
15	Andrews Benjamin T	.063	4-4	16	1	1	1	0	0	1	2	.125	1	0	6	0	.118	0	0	0-1
10	EDMONDS Jordan	.000	3-0	1	0	0	0	0	0	0	0	.000	1	0	1	0	.500	0	0	0-0
Totals		.291		175	34	51	14	3	2	31	77	.440	19	6	53	2	.376	2	0	3-8
Opponents		.210		157	38	33	10	3	2	27	55	.35	31	4	41	5	.352	1	2	8-9

(All Games, Sorted by Earned Run Avg)

#	PLAYER	ERA	W-L	SV	IP	G	GS	CG	SHO	H	R	ER	BB	SO	2B	3B	HR	AB	B/Avg	WP	HP	BK	IBB	SHA	SFA
23	WEBB Alexander Wil	0.00	0-0	0	10.2	2	2	0	0	4	3	0	5	7	0	1	0	34	.118	1	2	1	0	0	0
22	Hassani Austin	0.00	0-0	0	1.0	1	0	0	0	1	0	0	0	0	0	0	0	4	.250	0	0	0	0	0	0
9	Messer Christopher	0.00	1-0	0	3.2	3	0	0	0	0	0	0	0	9	0	0	0	11	.000	1	0	0	0	0	0
14	Cooper Daniel Will	3.60	0-1	0	5.0	1	1	0	0	4	6	2	2	4	2	0	0	21	.190	0	1	0	0	0	0
26	SOLOMON Ethan Davi	4.50	0-0	0	4.0	1	0	0	0	2	3	2	1	4	1	0	0	16	.125	0	0	0	0	0	0
6	MOSIER Fred	7.20	0-0	0	5.0	4	0	0	0	5	4	4	4	6	2	0	0	18	.278	2	1	0	0	1	1
25	KIRKPATRICK Paul W	12.00	0-1	0	3.0	1	1	0	0	5	4	4	3	4	2	1	0	13	.385	0	0	0	0	1	0
21	KREISBERG Spencer	12.46	0-1	0	4.1	1	1	0	0	7	7	6	4	2	2	0	1	19	.368	1	0	1	0	0	0
17	Hendrix Greg	13.50	0-0	0	0.2	1	0	0	0	0	1	1	3	0	0	0	0	2	.000	0	0	0	0	0	0
5	Fretheim Jonathan	13.50	0-0	0	0.2	1	0	0	0	1	1	1	0	0	0	0	1	3	.333	0	0	0	0	0	0
16	Sabiston Liam	20.25	1-0	0	4.0	3	0	0	0	4	9	9	9	5	1	1	0	16	.250	0	0	1	0	0	0
Totals		6.21	2-3	0	42.0	5	5	0	0	33	38	29	31	41	10	3	2	157	.210	5	4	3	0	2	1
Opponents		6.55	3-2	2	44.0	5	5	0	0	51	34	32	19	53	14	3	2	175	.291	4	6	4	1	0	2

(All Games, Sorted by Fielding Pct)

#	PLAYER	C	PO	A	E	DP	FLD%	CSB	SBA	SBA%	CI	PB
30	STROMAN Zachary	13	13	0	0	3	1.000	0	0	0	0	0
27	Kerry Grant	12	12	0	0	0	1.000	0	0	0	0	0
4	Thomas Nateshon Ra	5	5	0	0	0	1.000	0	0	0	0	0
11	Dawson Kennard	3	3	0	0	0	1.000	0	0	0	0	0
23	WEBB Alexander Wil	2	0	2	0	1	1.000	0	0	0	0	0
14	Cooper Daniel Will	1	0	1	0	0	1.000	0	0	0	0	0
21	KREISBERG Spencer	1	0	1	0	0	1.000	0	0	0	0	0
6	MOSIER Fred	1	0	1	0	0	1.000	0	0	0	0	0
22	Hassani Austin	1	1	0	0	0	1.000	0	0	0	0	0
12	CROSBY Alex Clinto	48	39	6	3	4	.938	0	0	0	0	0
29	Christopher Shamoy	46	41	2	3	0	.935	1	8	.889	0	1
15	Andrews Benjamin T	12	0	11	1	2	.917	0	0	0	0	0
20	Singh Aaron	20	6	12	2	2	.900	0	0	0	0	0
8	Blackstone Kent	24	6	14	4	4	.833	0	0	0	0	0
Totals		189	126	50	13	6	.931	1	8	.889	0	1
Opponents		190	132	50	8	2	.958	5	3	.375	0	0

Team's stats (until game 40)



Greece

GRE

Overall Statistics for Greece (as of Sep 17, 2021)

(All Games, Sorted by Batting Avg)

Record: Tournament: 2-3 / Opening Round: 1-2 / Finals: 1-1

#	PLAYER	AVG	GP-GS	AB	R	H	2B	3B	HR	RBI	TB	SLG%	BB	HP	SO	GDP	OB%	SF	SH	SB-ATT
20	LOMIS DIMITRIOS PE	.400	1-1	5	0	2	0	0	0	2	2	.400	0	0	2	0	.400	0	0	0-1
1	TORRES-SKERRETT AN	.381	5-5	21	7	8	1	0	2	8	15	.714	1	0	4	0	.409	0	0	1-2
25	Sechopoulos Aristo	.348	5-5	23	4	8	3	0	0	3	11	.478	1	0	2	0	.375	0	0	0-0
7	TSIFLIKIOTIS Georg	.286	5-4	14	2	4	1	0	0	3	5	.357	0	0	5	0	.286	0	2	0-0
2	TORRES-SKERRETT AL	.278	5-5	18	2	5	1	0	0	1	6	.333	5	0	2	0	.417	1	0	2-3
35	HALAMANDARIS NIKOL	.263	5-5	19	4	5	1	0	1	3	9	.474	2	0	3	1	.318	1	0	0-0
27	Kourtis Dimitrios	.263	5-5	19	4	5	0	0	1	4	8	.421	1	4	7	0	.417	0	0	0-0
9	NEOPHYTOU PAUL JAM	.250	1-1	4	0	1	0	0	0	1	1	.250	0	1	0	0	.400	0	0	0-0
13	ROULIS THOMAS WILL	.217	5-5	23	3	5	2	0	0	4	7	.304	1	0	3	0	.250	0	0	0-0
11	GOUOREN MAX TZEISO	.176	5-5	17	3	3	1	0	0	2	4	.235	2	1	5	0	.300	0	1	0-0
26	KAPOTHANASIS KONST	.167	3-2	6	0	1	0	0	0	0	1	.167	3	0	0	0	.444	0	0	0-0
33	LETTAS DIMITRI CON	.167	2-1	6	2	1	1	0	0	0	2	.333	0	0	3	0	.167	0	0	0-0
10	KALIVAS IOANNIS MA	.000	2-1	4	2	0	0	0	0	0	0	.000	0	0	3	0	.000	0	0	0-0
Totals		.268		179	33	48	11	0	4	31	71	.397	16	6	39	1	.345	2	3	3-6
Opponents		.288		177	50	51	12	0	2	43	69	.39	28	7	47	1	.394	6	3	5-6

(All Games, Sorted by Earned Run Avg)

#	PLAYER	ERA	W-L	SV	IP	G	GS	CG	SHO	H	R	ER	BB	SO	2B	3B	HR	AB	B/Avg	WP	HP	BK	IBB	SHA	SFA
21	GOSSELIN DANIEL PE	0.00	0-0	0	1.2	2	0	0	0	1	0	0	1	1	0	0	0	6	.167	0	0	0	0	0	0
20	LOMIS DIMITRIOS PE	0.00	0-0	0	1.0	1	0	0	0	1	0	0	0	0	0	0	0	4	.250	0	0	0	0	0	0
27	Kourtis Dimitrios	0.82	2-1	0	11.0	3	1	0	0	6	6	1	4	17	1	0	0	36	.167	2	1	0	1	2	1
38	KOUNTIS JONATHAN G	5.74	0-0	0	15.2	2	2	0	0	19	10	10	2	17	5	0	2	62	.306	0	1	0	0	0	3
24	PANTOS NICHOLAS JA	6.75	0-1	0	4.0	2	1	0	0	5	7	3	5	3	1	0	0	17	.294	0	0	0	0	0	0
33	LETTAS DIMITRI CON	10.13	0-0	0	2.2	2	0	0	0	1	3	3	4	2	0	0	0	9	.111	0	2	0	0	0	0
3	ORFANIDIS YANNI	13.50	0-0	0	2.2	2	0	0	0	3	6	4	2	3	0	0	0	11	.273	0	2	0	0	0	0
23	Bourdaniotis Theod	15.00	0-1	0	3.0	1	1	0	0	8	6	5	1	3	2	0	0	15	.533	2	1	0	0	0	1
18	CHRISTIDIS DEAN EV	16.88	0-0	0	2.2	2	0	0	0	4	6	5	4	1	1	0	0	12	.333	1	0	0	0	1	0
57	GOUNARIS ALEXANDRO	54.00	0-0	0	1.0	1	0	0	0	3	6	6	5	0	2	0	0	5	.600	1	0	0	0	0	1
Totals		7.35	2-3	0	45.1	5	5	0	0	51	50	37	28	47	12	0	2	177	.288	6	7	0	1	3	6
Opponents		4.63	3-2	0	46.2	5	5	1	1	48	33	24	16	39	11	0	4	179	.268	2	6	0	2	3	2

(All Games, Sorted by Fielding Pct)

#	PLAYER	C	PO	A	E	DP	FLD%	CSB	SBA	SBA%	CI	PB
1	TORRES-SKERRETT AN	54	49	5	0	0	1.000	1	5	.833	0	2
35	HALAMANDARIS NIKOL	26	25	1	0	1	1.000	0	0	0	0	0
25	Sechopoulos Aristo	12	11	1	0	0	1.000	0	0	0	0	0
11	GOUOREN MAX TZEISO	11	8	3	0	1	1.000	0	0	0	0	0
9	NEOPHYTOU PAUL JAM	3	3	0	0	0	1.000	0	0	0	0	0
26	KAPOTHANASIS KONST	2	2	0	0	0	1.000	0	0	0	0	0
10	KALIVAS IOANNIS MA	1	1	0	0	0	1.000	0	0	0	0	0
33	LETTAS DIMITRI CON	1	1	0	0	0	1.000	0	0	0	0	0
13	ROULIS THOMAS WILL	23	12	10	1	2	.957	0	0	0	0	0
2	TORRES-SKERRETT AL	19	17	1	1	0	.947	0	0	0	0	0
7	TSIFLIKIOTIS Georg	11	4	5	2	0	.818	0	0	0	0	0
27	Kourtis Dimitrios	8	3	3	2	0	.750	0	0	0	0	0
Totals		171	136	29	6	2	.965	1	5	.833	0	2
Opponents		195	140	47	8	3	.959	3	3	.500	0	0

Team's stats (until game 40)



Israel

ISR

Overall Statistics for Israel (as of Sep 17, 2021)

(All Games, Sorted by Batting Avg)

Record: Tournament: 5-0 / Opening Round: 3-0 / Finals: 2-0

#	PLAYER	AVG	GP-GS	AB	R	H	2B	3B	HR	RBI	TB	SLG%	BB	HP	SO	GDP	OB%	SF	SH	SB-ATT
22	GLASSER Mitchell E	.500	5-5	16	4	8	4	0	0	7	12	.750	6	0	0	2	.636	0	1	0-0
14	WAGMAN Joseph Samu	.444	3-2	9	2	4	0	0	0	2	4	.444	1	0	1	0	.500	0	0	0-0
23	WANGER Benjamin Ku	.389	5-5	18	6	7	2	0	0	3	9	.500	5	0	6	0	.522	0	0	0-0
11	KELLY Ty	.333	5-5	18	5	6	3	0	0	0	9	.500	6	0	3	0	.500	0	0	1-1
24	LOWENGART Assaf	.273	5-5	22	4	6	2	0	3	11	17	.773	1	0	8	1	.304	0	0	0-0
44	PETRUSHKA Jordan	.238	5-5	21	6	5	0	0	1	4	8	.381	2	0	11	0	.304	0	0	0-0
8	GOLDNER Itai	.190	5-5	21	3	4	0	0	0	1	4	.190	1	0	6	0	.227	0	0	0-0
4	PALLER Robert Phil	.176	5-5	17	3	3	1	0	0	0	4	.235	5	1	6	0	.391	0	0	0-1
7	EREL Tal	.118	5-5	17	4	2	0	0	0	2	2	.118	3	0	4	1	.250	0	0	0-0
3	IBN EZRA David	.000	4-3	8	0	0	0	0	0	0	0	.000	1	0	3	0	.111	0	1	0-0
21	KATZ Ophir	.000	1-0	1	0	0	0	0	0	0	0	.000	0	0	0	0	.000	0	0	0-0
Totals		.268		168	37	45	12	0	4	30	69	.411	31	1	48	4	.385	0	2	1-2
Opponents		.152		158	12	24	6	0	4	9	42	.266	12	3	44	6	.224	1	2	1-2

(All Games, Sorted by Earned Run Avg)

#	PLAYER	ERA	W-L	SV	IP	G	GS	CG	SHO	H	R	ER	BB	SO	2B	3B	HR	AB	B/Avg	WP	HP	BK	IBB	SHA	SFA
17	SHARABI David	0.00	1-0	0	4.2	3	1	0	0	4	0	0	2	5	1	0	0	19	.211	1	0	1	1	1	0
23	WANGER Benjamin Ku	0.00	2-0	0	7.2	2	0	0	0	2	0	0	1	9	0	0	0	24	.083	1	1	0	0	1	0
8	GOLDNER Itai	0.00	0-0	0	1.0	1	0	0	0	1	0	0	2	0	1	0	0	3	.333	0	0	0	0	0	0
14	WAGMAN Joseph Samu	1.20	0-0	0	15.0	2	2	0	0	6	3	2	2	17	1	0	1	50	.120	1	1	0	0	0	0
26	ROSSMAN Charles	2.25	1-0	0	4.0	3	0	0	0	2	1	1	0	3	1	0	0	13	.154	0	0	0	0	0	0
20	MARGOLIN Ivri	2.70	0-0	0	3.1	1	1	0	0	0	1	1	3	4	0	0	0	9	.000	0	0	0	0	0	0
11	KELLY Ty	5.40	0-0	0	1.2	1	0	0	0	2	1	1	0	0	0	0	0	6	.333	1	0	0	0	0	0
12	LIPETZ Shlomo	6.00	1-0	0	6.0	1	1	0	0	6	4	4	1	3	1	0	3	26	.231	0	0	0	0	0	0
27	GOTTLIEB Orr	6.75	0-0	0	2.2	1	0	0	0	1	2	2	1	3	1	0	0	8	.125	0	1	4	0	0	1
Totals		2.15	5-0	0	46.0	5	5	0	0	24	12	11	12	44	6	0	4	158	.152	4	3	5	1	2	1
Opponents		6.70	0-5	0	43.0	5	5	0	0	45	37	32	31	48	12	0	4	168	.268	5	1	4	0	2	0

(All Games, Sorted by Fielding Pct)

#	PLAYER	C	PO	A	E	DP	FLD%	CSB	SBA	SBA%	CI	PB
7	EREL Tal	37	36	1	0	0	1.000	0	1	1.000	0	0
22	GLASSER Mitchell E	10	4	6	0	2	1.000	0	0	0	0	0
4	PALLER Robert Phil	9	9	0	0	0	1.000	0	0	0	0	0
44	PETRUSHKA Jordan	9	8	1	0	0	1.000	0	0	0	0	0
8	GOLDNER Itai	8	8	0	0	0	1.000	0	0	0	0	0
20	MARGOLIN Ivri	2	1	1	0	0	1.000	1	0	.000	0	0
14	WAGMAN Joseph Samu	1	1	0	0	0	1.000	0	0	0	0	0
26	ROSSMAN Charles	1	0	1	0	0	1.000	0	0	0	0	0
23	WANGER Benjamin Ku	33	29	3	1	3	.970	0	0	0	0	0
11	KELLY Ty	20	8	10	2	1	.900	0	0	0	0	0
24	LOWENGART Assaf	19	4	12	3	2	.842	0	0	0	0	0
Totals		149	108	35	6	3	.960	1	1	.500	0	0
Opponents		139	101	31	7	6	.95	1	0	.000	0	0

Team's stats (until game 40)

	Italy	ITA
--	--------------	------------

Overall Statistics for Italy (as of Sep 17, 2021)
(All Games, Sorted by Batting Avg)

Record: Tournament: 4-1 / Opening Round: 3-0 / Finals: 1-1

#	PLAYER	AVG	GP-GS	AB	R	H	2B	3B	HR	RBI	TB	SLG%	BB	HP	SO	GDP	OB%	SF	SH	SB-ATT
27	Friscia Jr Vito Jo	.600	5-5	15	7	9	1	0	3	11	19	1.267	7	0	0	0	.696	1	0	0-0
13	Epifano Duran Eric	.462	5-5	13	8	6	2	0	0	2	8	.615	5	2	1	0	.650	0	0	1-1
36	Mineo Alberto	.412	5-5	17	2	7	1	1	1	12	13	.765	4	0	2	0	.500	1	0	0-0
1	Ferrini Colmenarez	.364	5-5	22	9	8	2	0	1	3	13	.591	3	0	2	0	.440	0	0	3-3
9	Pizzano Dario	.333	5-5	21	8	7	1	0	2	9	14	.667	3	0	2	1	.417	0	0	0-0
28	Celli Federico	.267	5-5	15	5	4	0	0	1	2	7	.467	5	0	2	1	.450	0	0	0-0
12	Gonzalez Saname No	.188	5-5	16	7	3	0	0	1	4	6	.375	8	0	1	1	.458	0	1	0-0
25	Liberatore Ernesto	.176	5-5	17	3	3	2	0	0	2	5	.294	1	1	2	1	.250	1	0	0-0
20	Mercuri Mattia	.167	5-5	12	5	2	0	0	1	4	5	.417	3	1	1	1	.333	2	0	1-1
23	Agretti Filippo	.000	2-0	1	0	0	0	0	0	0	0	.000	0	0	0	0	.000	0	0	0-0
18	Deotto Alessandro	.000	1-0	0	0	0	0	0	0	0	0	.000	1	0	0	0	1.000	0	0	0-0
2	Sellaroli Andrea	.000	1-0	1	0	0	0	0	0	0	0	.000	0	0	0	0	.000	0	0	0-0
Totals		.327		150	54	49	9	1	10	49	90	.600	40	4	13	5	.467	5	1	5-5
Opponents		.265		147	23	39	14	0	1	20	56	.381	26	0	52	2	.371	2	0	4-4

(All Games, Sorted by Earned Run Avg)

#	PLAYER	ERA	W-L	SV	IP	G	GS	CG	SHO	H	R	ER	BB	SO	2B	3B	HR	AB	B/Avg	WP	HP	BK	IBB	SHA	SFA
16	Aldegheri Mattia	0.00	0-0	0	4.0	1	1	0	0	2	0	0	3	6	0	0	0	14	.143	0	0	0	0	0	0
46	Bocchi Matteo	0.00	1-0	0	2.0	2	0	0	0	0	0	0	2	1	0	0	0	6	.000	0	0	0	0	0	0
19	Crepaldi Filippo	0.00	0-0	0	1.2	1	0	0	0	1	0	0	1	1	1	0	0	5	.200	0	0	0	0	0	0
21	Zotti Matthias	3.86	0-0	0	2.1	1	0	0	0	2	1	1	2	1	0	0	0	9	.222	1	0	0	0	0	0
37	Palumbo Cardozo An	5.40	1-0	0	5.0	2	0	0	0	4	3	3	5	7	2	0	0	18	.222	1	0	0	0	0	0
34	Brolo Gouvea Muril	6.00	0-0	0	6.0	2	1	0	0	9	4	4	4	8	3	0	1	27	.333	0	0	0	0	0	0
44	Scotti Claudio	6.00	1-0	0	6.0	2	2	0	0	1	4	4	8	10	0	0	0	18	.056	1	0	1	0	0	0
29	Andretta Maurizio	6.75	0-0	0	1.1	1	0	0	0	3	1	1	1	1	1	0	0	6	.500	0	0	0	0	0	0
35	Da Silva Tiago Fel	6.75	0-0	0	4.0	1	1	0	0	5	3	3	1	6	1	0	0	17	.294	0	0	1	0	0	0
40	Bassani Alex	9.00	1-0	0	2.0	2	0	0	0	3	3	2	2	4	1	0	0	7	.429	0	0	0	0	0	2
5	Garbella Nicola Lu	9.82	0-1	0	3.2	2	0	0	0	9	4	4	1	7	5	0	0	20	.450	0	0	0	0	0	0
Totals		5.21	4-1	0	38.0	5	5	0	0	39	23	22	26	52	14	0	1	147	.265	3	0	2	0	0	2
Opponents		12.52	1-4	0	36.2	5	5	0	0	49	54	51	40	13	9	1	10	150	.327	5	4	1	0	1	5

(All Games, Sorted by Fielding Pct)

#	PLAYER	C	PO	A	E	DP	FLD%	CSB	SBA	SBA%	CI	PB
25	Liberatore Ernesto	31	30	1	0	0	1.000	0	2	1.000	0	1
20	Mercuri Mattia	22	10	12	0	3	1.000	0	0	0	0	0
36	Mineo Alberto	20	18	2	0	0	1.000	0	1	1.000	0	0
13	Epifano Duran Eric	10	1	9	0	1	1.000	0	0	0	0	0
12	Gonzalez Saname No	9	7	2	0	0	1.000	0	0	0	0	0
18	Deotto Alessandro	3	3	0	0	0	1.000	0	1	1.000	0	0
27	Friscia Jr Vito Jo	29	28	0	1	3	.966	0	0	0	0	0
1	Ferrini Colmenarez	11	4	6	1	1	.909	0	0	0	0	0
28	Celli Federico	9	7	1	1	0	.889	0	0	0	0	0
9	Pizzano Dario	7	6	0	1	0	.857	0	0	0	0	0
Totals		151	114	33	4	3	.974	0	4	1.000	0	1
Opponents		160	110	42	8	7	.95	0	5	1.000	0	0

Team's stats (until game 40)



the Netherlands

NED

Overall Statistics for Netherlands (as of Sep 17, 2021)
(All Games, Sorted by Batting Avg)

Record: Tournament: 5-0 / Opening Round: 3-0 / Finals: 2-0

#	PLAYER	AVG	GP-GS	AB	R	H	2B	3B	HR	RBI	TB	SLG%	BB	HP	SO	GDP	OB%	SF	SH	SB-ATT
21	RICARDO Dashenko A	.500	3-3	14	3	7	0	0	2	7	13	.929	0	0	2	0	.500	0	0	0-0
11	DIDDER Ray-Patrick	.474	5-5	19	8	9	2	0	2	8	17	.895	2	4	1	0	.600	0	0	6-6
15	SCHOOP Sharlon Rom	.412	5-5	17	6	7	1	0	0	7	8	.471	4	0	2	0	.524	0	0	0-0
4	MARTINA Francinel	.375	5-5	16	6	6	1	0	0	5	7	.438	5	0	2	0	.524	0	0	0-0
50	BERNADINA Rogerarv	.357	5-5	14	11	5	3	0	0	4	8	.571	7	3	3	0	.600	1	0	6-6
1	DAAL Carlton Arron	.333	5-3	15	2	5	1	0	0	1	6	.400	0	0	3	0	.333	0	1	2-2
25	RICHARDSON Denzel	.333	3-1	6	1	2	0	0	0	2	2	.333	0	0	1	0	.286	1	0	0-0
7	KEMP Dwayne Richen	.313	5-4	16	3	5	1	0	0	2	6	.375	1	1	3	1	.368	1	0	0-0
12	TROMP Jiandido Can	.308	4-4	13	7	4	1	0	0	1	5	.385	6	0	2	0	.500	1	0	1-1
5	POLONIUS Johnathan	.286	5-5	21	2	6	2	0	1	4	11	.524	2	0	3	1	.348	0	0	0-0
26	RIP Julian Cal	.167	2-1	6	2	1	0	0	0	0	1	.167	0	0	1	0	.167	0	0	1-1
28	LOOPSTOK Sicnarf F	.125	2-2	8	1	1	1	0	0	0	2	.250	0	1	1	0	.222	0	0	0-0
47	PROFAR Juremi Greg	.111	2-2	9	1	1	0	0	0	0	1	.111	1	0	1	0	.200	0	0	0-0
Totals		.339		174	53	59	13	0	5	41	87	.500	28	9	25	2	.447	4	1	16-16
Opponents		.231		160	19	37	6	0	3	19	52	.325	8	2	56	1	.275	1	0	3-4

(All Games, Sorted by Earned Run Avg)

#	PLAYER	ERA	W-L	SV	IP	G	GS	CG	SHO	H	R	ER	BB	SO	2B	3B	HR	AB	B/Avg	WP	HP	BK	IBB	SHA	SFA
35	GONESH Jayden Rior	0.00	1-0	0	4.1	2	0	0	0	1	0	0	4	6	0	0	0	13	.077	0	1	0	0	0	0
33	KELLY Kevin Keary	0.00	2-0	0	4.0	3	0	0	0	2	1	0	1	6	0	0	0	14	.143	0	1	0	0	0	1
45	SULBARAN Juancarlo	0.00	0-0	0	2.0	2	0	0	0	1	0	0	0	4	0	0	0	7	.143	0	0	0	0	0	0
41	GROEN Mike	0.00	0-0	0	1.1	1	0	0	0	0	0	0	0	4	0	0	0	4	.000	0	0	0	0	0	0
13	DE GROOT Aaron Wil	0.00	0-0	0	1.0	1	0	0	0	0	0	0	0	0	0	0	0	3	.000	0	0	0	0	0	0
30	COCU Rafael Martin	0.00	0-0	0	3.2	2	0	0	0	2	0	0	1	8	1	0	0	12	.167	0	0	0	0	0	0
42	FLORANUS Wendell M	2.70	0-0	2	3.1	3	0	0	0	3	2	1	1	3	0	0	0	13	.231	0	0	0	0	0	0
39	MARTIS Shairon Ben	4.00	0-0	0	9.0	2	1	0	0	5	4	4	0	8	0	0	2	33	.152	0	0	0	0	0	0
16	HUIJER Lars Benjam	5.40	1-0	0	6.2	2	2	0	0	13	5	4	0	10	2	0	0	32	.406	2	0	0	0	0	0
20	BOLSENBROEK Mike	6.00	1-0	0	3.0	2	1	0	0	2	2	2	1	4	1	0	1	11	.182	0	0	0	0	0	0
32	TIMMERMANS Kaj	9.82	0-0	0	3.2	1	1	0	0	8	5	4	0	3	2	0	0	18	.444	0	0	0	0	0	0
Totals		3.21	5-0	2	42.0	5	5	0	0	37	19	15	8	56	6	0	3	160	.231	2	2	0	0	0	1
Opponents		10.21	0-5	0	39.2	5	5	0	0	59	53	45	28	25	13	0	5	174	.339	8	9	2	0	1	4

(All Games, Sorted by Fielding Pct)

#	PLAYER	C	PO	A	E	DP	FLD%	CSB	SBA	SBA%	CI	PB
21	RICARDO Dashenko A	34	32	2	0	0	1.000	1	3	.750	0	1
47	PROFAR Juremi Greg	12	10	2	0	1	1.000	0	0	0	0	0
4	MARTINA Francinel	9	1	8	0	0	1.000	0	0	0	0	0
50	BERNADINA Rogerarv	9	9	0	0	0	1.000	0	0	0	0	0
12	TROMP Jiandido Can	8	8	0	0	0	1.000	0	0	0	0	0
16	HUIJER Lars Benjam	2	0	2	0	0	1.000	0	0	0	0	0
42	FLORANUS Wendell M	1	1	0	0	0	1.000	0	0	0	0	0
15	SCHOOP Sharlon Rom	29	26	2	1	0	.966	0	0	0	0	0
28	LOOPSTOK Sicnarf F	26	21	4	1	0	.962	0	0	0	0	0
1	DAAL Carlton Arron	17	7	9	1	0	.941	0	0	0	0	0
5	POLONIUS Johnathan	12	4	7	1	1	.917	0	0	0	0	0
11	DIDDER Ray-Patrick	10	7	1	2	0	.800	0	0	0	0	0
39	MARTIS Shairon Ben	1	0	0	1	0	.000	0	0	0	0	0
Totals		170	126	37	7	1	.959	1	3	.750	0	1
Opponents		178	119	48	11	3	.938	0	16	1.000	0	0

Team's stats (until game 40)



Russia

RUS

Overall Statistics for Russia (as of Sep 17, 2021)

(All Games, Sorted by Batting Avg)

Record: Tournament: 3-2 / Opening Round: 1-2 / Finals: 2-0

#	PLAYER	AVG	GP-GS	AB	R	H	2B	3B	HR	RBI	TB	SLG%	BB	HP	SO	GDP	OB%	SF	SH	SB-ATT
27	MAKARKIN MAKSIM	.571	2-2	7	2	4	1	0	0	3	5	.714	1	1	2	0	.667	0	0	0-0
99	TRUSOV ANTON	.500	1-1	4	1	2	0	0	0	0	2	.500	0	1	0	0	.600	0	0	0-0
11	SOLER HINOJOSA GEI	.444	5-5	18	6	8	2	0	1	9	13	.722	5	0	2	0	.565	0	0	1-1
24	CASTILLO VELAZQUEZ	.421	5-5	19	6	8	2	1	0	2	12	.632	3	0	1	0	.500	0	1	0-0
18	LEONOV DENIS	.400	2-1	5	1	2	0	0	0	1	2	.400	1	0	2	0	.500	0	0	0-0
47	VALIENTE LUIS YUNI	.333	5-5	18	6	6	2	0	0	5	8	.444	3	1	2	1	.455	0	0	1-1
38	VASILEV VIACHESLAV	.250	5-5	16	5	4	0	1	1	6	9	.563	2	0	5	0	.316	1	0	0-0
2	BOLGOV ALEXANDER	.200	3-1	5	1	1	0	0	0	1	1	.200	0	0	1	0	.200	0	0	0-0
31	PERES NUNES IAN AL	.167	5-5	18	4	3	0	0	1	2	6	.333	2	0	7	2	.250	0	0	0-0
81	CHERMOSHENTSEV KIR	.167	4-1	6	1	1	1	0	0	0	2	.333	1	0	2	0	.286	0	0	0-0
23	MONAKHOV MAXIM	.143	5-5	14	2	2	0	0	1	5	5	.357	6	0	2	0	.381	1	0	0-0
15	MONAKHOV NIKITA	.125	4-4	16	2	2	0	0	0	0	2	.125	0	0	4	0	.125	0	1	0-0
10	BULTE PINYA FRANK	.083	5-4	12	4	1	0	0	0	0	1	.83	2	1	5	0	.267	0	0	0-0
20	LOGVINOV ARTEM	.000	3-1	6	0	0	0	0	0	0	0	.000	0	0	0	0	.000	0	0	0-0
Totals		.268		164	41	44	8	2	4	34	68	.415	26	4	35	3	.378	2	2	2-2
Opponents		.206		141	22	29	7	0	2	19	42	.298	36	1	53	3	.367	2	1	2-6

(All Games, Sorted by Earned Run Avg)

#	PLAYER	ERA	W-L	SV	IP	G	GS	CG	SHO	H	R	ER	BB	SO	2B	3B	HR	AB	B/Avg	WP	HP	BK	IBB	SHA	SFA
22	BALAN PETR	0.00	0-0	0	2.0	2	0	0	0	1	0	0	2	3	0	0	0	7	.143	0	0	0	0	0	0
51	RODRIGUEZ TELLES A	0.00	0-1	1	2.1	2	0	0	0	0	1	0	0	4	0	0	0	7	.000	0	0	1	0	0	1
7	SHTYKHER DMITRY	0.00	1-0	0	4.0	2	0	0	0	0	0	0	3	7	0	0	0	12	.000	0	0	0	0	0	0
99	TRUSOV ANTON	0.00	1-0	0	1.0	1	0	0	0	1	0	0	0	0	0	0	0	4	.250	0	0	0	0	0	0
19	LOBANOV ANDREI	1.29	0-0	0	7.0	1	1	0	0	4	1	1	2	10	0	0	0	23	.174	0	0	0	0	1	0
66	LUKASHEVICH ALIAKS	2.25	0-0	0	4.0	1	1	0	0	4	1	1	7	5	0	0	0	15	.267	0	0	0	0	0	0
18	LEONOV DENIS	5.87	1-0	0	7.2	1	1	0	0	8	5	5	1	11	2	0	1	29	.276	0	0	0	0	0	0
17	KUZNETSOV ANTON	6.00	0-0	0	3.0	2	0	0	0	3	2	2	5	5	0	0	0	11	.273	0	0	0	0	0	1
0	PATON JAMES THOMAS	8.10	0-0	0	3.1	1	1	0	0	1	3	3	5	3	0	0	1	10	.100	0	0	0	0	0	0
98	CASTELLO AMADOR RO	9.00	0-0	0	2.0	1	0	0	0	3	2	2	3	2	2	0	0	8	.375	0	0	0	0	0	0
13	ILIN VLADISLAV	9.00	0-0	0	2.0	1	0	0	0	3	4	2	4	1	2	0	0	9	.333	0	0	0	0	0	0
77	BALAN VADIM	13.50	0-1	0	2.0	1	1	0	0	1	3	3	4	2	1	0	0	6	.167	0	1	0	0	0	0
Totals		4.24	3-2	1	40.1	5	5	0	0	29	22	19	36	53	7	0	2	141	.206	0	1	1	0	1	2
Opponents		7.30	2-3	1	40.2	5	5	0	0	44	41	33	26	35	8	2	4	164	.268	8	4	0	2	2	2

(All Games, Sorted by Fielding Pct)

#	PLAYER	C	PO	A	E	DP	FLD%	CSB	SBA	SBA%	CI	PB
15	MONAKHOV NIKITA	26	21	5	0	0	1.000	3	1	.250	0	0
31	PERES NUNES IAN AL	18	15	3	0	1	1.000	0	0	0	0	0
47	VALIENTE LUIS YUNI	18	9	9	0	2	1.000	0	0	0	0	0
24	CASTILLO VELAZQUEZ	15	6	9	0	2	1.000	0	0	0	0	0
23	MONAKHOV MAXIM	13	13	0	0	0	1.000	0	0	0	0	0
11	SOLER HINOJOSA GEI	5	3	2	0	0	1.000	0	0	0	0	0
81	CHERMOSHENTSEV KIR	3	3	0	0	1	1.000	0	0	0	0	0
7	SHTYKHER DMITRY	3	2	1	0	0	1.000	1	0	.000	0	0
38	VASILEV VIACHESLAV	3	3	0	0	0	1.000	0	0	0	0	0
18	LEONOV DENIS	1	1	0	0	0	1.000	0	0	0	0	0
20	LOGVINOV ARTEM	1	0	1	0	0	1.000	0	0	0	0	0
27	MAKARKIN MAKSIM	16	14	1	1	0	.938	0	0	0	0	1
99	TRUSOV ANTON	4	3	0	1	0	.750	0	0	0	0	0
10	BULTE PINYA FRANK	3	0	2	1	0	.667	0	0	0	0	0
Totals		129	93	33	3	2	.977	4	1	.200	0	1
Opponents		128	92	28	8	1	.938	0	2	1.000	0	1

Team's stats (until game 40)



Slovakia

SVK

Overall Statistics for Slovakia (as of Sep 17, 2021)
(All Games, Sorted by Batting Avg)

Record: Tournament: 0-5 / Opening Round: 0-3 / Finals: 0-2

#	PLAYER	AVG	GP-GS	AB	R	H	2B	3B	HR	RBI	TB	SLG%	BB	HP	SO	GDP	OB%	SF	SH	SB-ATT
7	Gottchall Mario	.400	5-5	20	1	8	1	0	1	4	12	.600	0	0	5	0	.400	0	0	0-0
19	ISold Jakub	.333	4-4	12	0	4	1	0	0	0	5	.417	0	0	3	0	.333	0	0	1-1
9	Just Daniel	.333	1-1	3	0	1	0	0	0	1	1	.333	0	0	1	0	.333	0	0	0-0
10	Brunegraf Martin	.316	5-5	19	3	6	1	0	0	0	7	.368	2	0	4	0	.381	0	0	0-0
6	GrendSa-Donsky Mat	.308	4-3	13	2	4	0	0	0	0	4	.308	1	0	3	0	.357	0	0	0-0
5	Biskorovajny TomaS	.188	5-5	16	3	3	1	0	0	3	4	.250	4	0	6	0	.350	0	0	0-0
2	HoraSek Jakub	.182	4-4	11	0	2	0	0	0	1	2	.182	1	0	3	0	.250	0	0	0-0
11	Rudohradsky Matej	.167	4-4	12	0	2	0	0	0	0	2	.167	1	0	2	0	.231	0	0	0-0
18	ESmir Michal	.154	4-4	13	0	2	0	0	0	0	2	.154	0	0	6	0	.154	0	0	0-0
16	LukaSka Martin	.083	5-4	12	1	1	0	0	0	1	1	.83	3	1	2	1	.313	0	0	0-0
1	Noga Michal	.000	4-1	4	0	0	0	0	0	0	0	.000	1	0	3	0	.200	0	0	0-0
4	Zacko Adam	.000	3-1	5	0	0	0	0	0	0	0	.000	0	0	3	0	.000	0	0	0-0
8	PakSi Denis	.000	4-3	8	0	0	0	0	0	0	0	.000	2	0	4	0	.200	0	0	1-1
22	PuSkar Michal	.000	2-1	3	0	0	0	0	0	0	0	.000	0	0	2	1	.000	0	0	0-0
Totals		.219		151	10	33	4	0	1	10	40	.265	15	1	47	2	.293	0	0	2-2
Opponents		.331		163	44	54	14	2	3	36	81	.497	27	4	24	1	.434	2	1	6-6

(All Games, Sorted by Earned Run Avg)

#	PLAYER	ERA	W-L	SV	IP	G	GS	CG	SHO	H	R	ER	BB	SO	2B	3B	HR	AB	B/Avg	WP	HP	BK	IBB	SHA	SFA
4	Zacko Adam	0.00	0-0	0	1.0	1	0	0	0	2	1	0	0	0	1	0	0	5	.400	0	0	0	0	0	0
16	LukaSka Martin	0.00	0-1	0	0.0	1	0	0	0	1	1	1	3	0	0	1	0	1	1.000	0	0	0	1	0	0
13	Vykoukal Marko	0.00	0-1	0	8.0	2	2	0	0	7	3	0	2	6	2	0	0	32	.219	0	1	0	0	0	1
17	Silavy LukaS	0.00	0-0	0	0.0	1	0	0	0	0	4	4	2	0	0	0	0	0	.NAN	2	2	0	0	0	0
23	Prochaczka Simon	0.00	0-0	0	0.2	1	0	0	0	1	0	0	2	1	1	0	0	3	.333	1	0	0	0	0	0
19	ISold Jakub	3.00	0-1	0	9.0	2	1	1	0	7	5	3	4	6	1	0	1	34	.206	0	0	0	0	0	1
12	Gieci Martin	5.40	0-1	0	5.0	1	1	0	0	5	4	3	3	4	1	0	1	21	.238	1	1	0	1	0	0
20	Racik Markus	6.00	0-0	0	3.0	2	0	0	0	2	2	2	4	4	0	1	0	10	.200	1	0	2	1	1	0
21	Bartok Juraj	9.00	0-0	0	1.0	2	0	0	0	1	1	1	1	0	0	1	4	.250	0	0	0	0	0	0	
22	PuSkar Michal	12.46	0-1	0	4.1	1	1	0	0	9	6	6	4	2	3	0	0	21	.429	1	0	0	0	0	0
24	BoSansky Marek	18.00	0-0	0	1.0	1	0	0	0	3	2	2	0	0	2	0	0	6	.500	0	0	0	0	0	0
9	Just Daniel	27.00	0-0	0	0.2	1	0	0	0	5	5	2	0	1	1	0	0	8	.625	0	0	1	0	0	0
15	Kosna Jaroslav	38.57	0-0	0	2.1	2	0	0	0	11	10	10	2	0	2	0	0	18	.611	2	0	0	0	0	0
Totals		8.50	0-5	0	36.0	5	5	1	0	54	44	34	27	24	14	2	3	163	.331	8	4	3	3	1	2
Opponents		2.25	5-0	1	40.0	5	5	1	1	33	10	10	15	47	4	0	1	151	.219	1	1	0	1	0	0

(All Games, Sorted by Fielding Pct)

#	PLAYER	C	PO	A	E	DP	FLD%	CSB	SBA	SBA%	CI	PB
11	Rudohradsky Matej	28	26	2	0	1	1.000	0	2	1.000	0	0
7	Gottchall Mario	20	20	0	0	0	1.000	0	4	1.000	0	0
5	Biskorovajny TomaS	16	16	0	0	0	1.000	0	0	0	0	0
19	ISold Jakub	14	13	1	0	1	1.000	0	0	0	0	0
2	HoraSek Jakub	7	7	0	0	0	1.000	0	0	0	0	0
22	PuSkar Michal	6	6	0	0	0	1.000	0	0	0	0	0
16	LukaSka Martin	5	4	1	0	0	1.000	0	0	0	0	0
20	Racik Markus	1	0	1	0	0	1.000	0	0	0	0	0
21	Bartok Juraj	1	1	0	0	0	1.000	0	0	0	0	0
12	Gieci Martin	1	0	1	0	0	1.000	0	0	0	0	0
10	Brunegraf Martin	18	7	10	1	1	.944	0	0	0	0	0
6	GrendSa-Donsky Mat	16	3	11	2	0	.875	0	0	0	0	0
4	Zacko Adam	5	4	0	1	0	.800	0	0	0	0	0
18	ESmir Michal	12	1	8	3	1	.750	0	0	0	0	0
8	PakSi Denis	10	0	7	3	0	.700	0	0	0	0	0
9	Just Daniel	2	0	1	1	0	.500	0	0	0	0	0
Totals		162	108	43	11	2	.932	0	6	1.000	0	0
Opponents		155	120	32	3	2	.981	0	2	1.000	0	0

Team's stats (until game 40)



Spain

ESP

Overall Statistics for Spain (as of Sep 17, 2021)
(All Games, Sorted by Batting Avg)

Record: Tournament: 4-1 / Opening Round: 3-0 / Finals: 1-1

#	PLAYER	AVG	GP-GS	AB	R	H	2B	3B	HR	RBI	TB	SLG%	BB	HP	SO	GDP	OB%	SF	SH	SB-ATT
19	Valerio Abreu Edis	.737	5-5	19	12	14	2	1	2	11	24	1.263	3	0	1	0	.773	0	0	0-0
36	Decena Pineda Roib	.667	3-0	3	1	2	0	0	0	1	2	.667	0	0	0	0	.667	0	0	0-0
13	Angulo Gamez Oscar	.500	5-5	20	5	10	4	0	0	7	14	.700	1	0	0	1	.524	0	0	0-0
5	Franco Santa Yanca	.417	4-4	12	3	5	0	0	0	1	5	.417	1	0	2	0	.462	0	0	0-0
7	Beltre Concepcion	.375	5-5	16	10	6	3	0	0	1	9	.563	5	0	3	0	.524	0	0	2-2
14	Galvan Arevalo Les	.353	5-5	17	6	6	2	0	1	8	11	.647	3	0	1	0	.450	0	0	1-1
16	Ustariz Luis Jesus	.350	5-5	20	4	7	2	0	1	7	12	.600	2	1	3	0	.435	0	0	0-0
9	Lino Correa Gabrie	.333	5-5	15	4	5	2	0	2	7	13	.867	2	1	2	0	.444	0	0	0-0
10	Jimenez Cruxent Da	.300	5-5	20	3	6	2	0	0	4	8	.400	0	0	2	0	.286	1	0	0-1
2	Rodriguez Reyes Le	.294	5-4	17	6	5	2	0	1	6	10	.588	0	0	0	1	.294	0	0	0-0
32	Ochoa Mendez Blake	.111	4-2	9	1	1	0	0	0	0	1	.111	1	0	1	1	.200	0	0	0-0
24	Rondon Del Rosario	.000	3-0	2	0	0	0	0	0	0	0	.000	1	0	2	0	.333	0	0	0-0
Totals		.394		170	55	67	19	1	7	53	109	.641	19	2	17	3	.458	1	0	3-4
Opponents		.215		135	13	29	3	0	1	11	35	.259	17	2	37	3	.310	1	1	2-4

(All Games, Sorted by Earned Run Avg)

#	PLAYER	ERA	W-L	SV	IP	G	GS	CG	SHO	H	R	ER	BB	SO	2B	3B	HR	AB	B/Avg	WP	HP	BK	IBB	SHA	SFA
23	Balboa Miguel Jorg	0.00	1-0	0	3.1	2	0	0	0	1	0	0	1	4	0	0	0	10	.100	0	0	0	0	1	0
26	Nacar Mejias Lesli	0.00	0-0	0	3.0	2	0	0	0	0	0	0	1	5	0	0	0	9	.000	1	0	0	0	0	0
12	Baez Aybar Fernand	0.00	0-0	0	4.2	3	0	0	0	4	1	0	2	2	1	0	0	17	.235	0	0	0	0	0	1
57	Cruz Montero Rhine	0.00	0-0	1	2.1	3	0	0	0	0	0	0	0	4	0	0	0	7	.000	0	0	0	0	0	0
45	Sacramento Gonzale	0.00	0-0	0	4.2	1	1	0	0	5	1	0	1	4	0	0	0	17	.294	0	1	0	0	0	0
15	Noguera Rodriguez	0.00	0-0	0	0.1	1	0	0	0	0	0	0	0	0	0	0	0	1	.000	0	0	0	0	0	0
35	Leyva Delgado Elia	0.00	0-0	0	4.1	1	1	0	0	3	1	0	1	8	0	0	0	17	.176	0	0	0	0	0	0
42	Rodriguez Dieguez	0.00	0-0	0	3.0	1	1	0	0	0	0	0	3	2	0	0	0	8	.000	0	0	0	0	0	0
34	Sierra Alvarez Car	6.75	0-1	0	5.1	2	2	0	0	6	4	4	4	5	0	0	1	21	.286	0	0	0	0	0	0
39	Perez Padilla Andr	7.71	1-0	0	2.1	3	0	0	0	4	2	2	3	2	1	0	0	12	.333	1	0	0	0	0	0
94	Hernandez Sanchez	9.00	1-0	0	1.0	2	0	0	0	2	1	1	0	0	0	0	0	5	.400	0	1	0	0	0	0
25	Pino Mesa Ernesto	10.13	1-0	0	2.2	2	0	0	0	4	3	3	1	1	1	0	0	11	.364	0	0	0	0	0	0
Totals		2.43	4-1	1	37.0	5	5	0	0	29	13	10	17	37	3	0	1	135	.215	2	2	0	0	1	1
Opponents		10.64	1-4	1	34.2	5	5	0	0	67	55	41	19	17	19	1	7	170	.394	3	2	2	1	0	1

(All Games, Sorted by Fielding Pct)

#	PLAYER	C	PO	A	E	DP	FLD%	CSB	SBA	SBA%	CI	PB
16	Ustariz Luis Jesus	30	28	2	0	4	1.000	0	0	0	0	0
7	Beltre Concepcion	11	11	0	0	0	1.000	0	0	0	0	0
14	Galvan Arevalo Les	8	8	0	0	0	1.000	0	0	0	0	0
32	Ochoa Mendez Blake	6	6	0	0	0	1.000	0	0	0	0	0
24	Rondon Del Rosario	4	3	1	0	1	1.000	0	0	0	0	0
45	Sacramento Gonzale	3	1	2	0	0	1.000	0	0	0	0	0
36	Decena Pineda Roib	2	2	0	0	0	1.000	0	0	0	0	0
23	Balboa Miguel Jorg	1	0	1	0	0	1.000	0	0	0	0	0
9	Lino Correa Gabrie	38	33	4	1	1	.974	2	2	.500	0	1
13	Angulo Gamez Oscar	16	7	8	1	3	.938	0	0	0	0	0
19	Valerio Abreu Edis	15	3	11	1	1	.933	0	0	0	0	0
10	Jimenez Cruxent Da	10	8	1	1	0	.900	0	0	0	0	0
2	Rodriguez Reyes Le	6	1	4	1	1	.833	0	0	0	0	0
5	Franco Santa Yanca	4	0	1	3	0	.250	0	0	0	0	0
Totals		154	111	35	8	4	.948	2	2	.500	0	1
Opponents		154	104	37	13	5	.916	1	3	.750	0	1

Team's stats (until game 40)



Sweden

SWE

Overall Statistics for Sweden (as of Sep 17, 2021)
(All Games, Sorted by Batting Avg)

Record: Tournament: 2-3 / Opening Round: 1-2 / Finals: 1-1

#	PLAYER	AVG	GP-GS	AB	R	H	2B	3B	HR	RBI	TB	SLG%	BB	HP	SO	GDP	OB%	SF	SH	SB-ATT
35	Sjors Per	.500	4-4	10	3	5	1	0	0	1	6	.600	1	1	2	0	.583	0	0	0-1
25	Melin Niklas	.471	5-5	17	2	8	2	0	0	4	10	.588	2	0	2	0	.500	1	0	0-1
22	Melendez Markus	.385	5-4	13	5	5	1	0	0	3	6	.462	1	0	4	0	.429	0	0	1-1
4	Lindell Tommy	.364	4-3	11	2	4	0	0	0	3	4	.364	1	0	3	0	.417	0	0	1-1
21	Johnson Joel	.353	5-5	17	5	6	3	0	0	4	9	.529	3	0	5	0	.450	0	0	2-2
17	Klarberg Johan	.333	2-2	3	0	1	0	0	0	1	.333	1	0	0	0	0	.500	0	0	0-0
23	Brandt Trolle	.294	5-5	17	2	5	1	0	0	4	6	.353	0	0	4	0	.278	1	0	0-0
11	Johannessen Peter	.214	5-5	14	2	3	3	0	0	2	6	.429	0	1	4	0	.267	0	0	0-0
10	Johnson Daniel	.211	5-5	19	4	4	1	0	0	4	5	.263	1	0	2	1	.250	0	0	0-0
29	Paulich Thomas	.158	5-5	19	3	3	0	0	0	1	3	.158	1	0	2	0	.200	0	0	0-1
37	Jerfsten Oskar	.143	3-1	7	1	1	0	0	0	0	1	.143	0	0	2	0	.143	0	1	0-0
41	Sjolund Linus	.000	1-0	1	0	0	0	0	0	0	0	.000	0	0	1	0	.000	0	0	0-0
15	Mattsson August	.000	1-0	2	0	0	0	0	0	0	0	.000	0	0	2	0	.000	0	0	0-0
12	Backstrom Leonard	.000	1-1	1	0	0	0	0	0	0	0	.000	0	0	0	0	.000	0	0	0-0
Totals		.298		151	29	45	12	0	0	26	57	.377	11	2	33	1	.349	2	1	4-7
Opponents		.307		153	34	47	8	0	6	30	73	.477	14	9	17	1	.389	4	2	13-13

(All Games, Sorted by Earned Run Avg)

#	PLAYER	ERA	W-L	SV	IP	G	GS	CG	SHO	H	R	ER	BB	SO	2B	3B	HR	AB	B/Avg	WP	HP	BK	IBB	SHA	SFA
30	Syren Oskar	0.00	1-0	0	7.0	1	1	1	1	7	0	0	0	7	0	0	0	28	.250	0	0	0	0	0	0
3	Johnson Benjamin	0.00	1-0	0	7.0	1	1	1	1	4	0	0	1	1	0	0	0	24	.167	1	2	0	0	0	0
32	Pargas Moisses	0.00	0-0	0	3.0	2	0	0	0	1	0	0	2	2	0	0	0	9	.000	0	0	0	0	0	1
16	Borjes Sam	6.75	0-0	0	4.0	1	0	0	0	3	3	3	5	2	1	0	0	15	.200	3	1	1	0	0	0
14	Syren Jakob	8.10	0-2	0	6.2	2	2	0	0	9	6	6	2	3	3	0	1	28	.321	2	2	0	0	2	0
24	Hopkins Julius	14.54	0-0	0	4.1	2	0	0	0	9	9	7	1	2	2	0	2	22	.409	0	2	1	0	0	1
15	Mattsson August	18.00	0-0	0	2.0	1	0	0	0	5	5	4	0	0	0	0	2	11	.455	0	0	0	0	0	1
18	Marqvardsen Erik	31.50	0-1	0	2.0	2	1	0	0	6	7	7	3	0	0	0	0	10	.600	0	2	0	0	0	1
35	Sjors Per	40.50	0-0	0	0.2	1	0	0	0	4	3	3	0	0	2	0	1	6	.667	0	0	0	0	0	0
Totals		7.36	2-3	0	36.2	5	5	2	2	47	34	30	14	17	8	0	6	153	.307	6	9	2	0	2	4
Opponents		5.45	3-2	0	38.0	5	5	0	0	45	29	23	11	33	12	0	0	151	.298	4	2	3	0	1	2

(All Games, Sorted by Fielding Pct)

#	PLAYER	C	PO	A	E	DP	FLD%	CSB	SBA	SBA%	CI	PB
22	Melendez Markus	25	25	0	0	0	1.000	0	3	1.000	0	0
21	Johnson Joel	20	20	0	0	0	1.000	0	0	0	0	0
4	Lindell Tommy	8	7	1	0	0	1.000	0	0	0	0	0
11	Johannessen Peter	8	8	0	0	0	1.000	0	0	0	0	0
15	Mattsson August	5	2	3	0	0	1.000	0	0	0	0	0
37	Jerfsten Oskar	4	4	0	0	0	1.000	0	10	1.000	0	1
14	Syren Jakob	3	0	3	0	0	1.000	0	0	0	0	0
17	Klarberg Johan	3	3	0	0	0	1.000	0	0	0	0	0
3	Johnson Benjamin	2	0	2	0	0	1.000	0	0	0	0	0
30	Syren Oskar	1	1	0	0	0	1.000	0	0	0	0	0
35	Sjors Per	20	19	0	1	2	.950	0	0	0	0	0
23	Brandt Trolle	17	7	9	1	1	.941	0	0	0	0	0
29	Paulich Thomas	15	2	11	2	0	.867	0	0	0	0	0
12	Backstrom Leonard	6	5	0	1	0	.833	0	0	0	0	0
10	Johnson Daniel	17	7	7	3	1	.824	0	0	0	0	0
16	Borjes Sam	1	0	0	1	0	.000	0	0	0	0	0
Totals		155	110	36	9	2	.942	0	13	1.000	0	1
Opponents		152	114	35	3	2	.98	3	4	.571	0	1

Team's stats (until game 40)



Ukraine

UKR

Overall Statistics for Ukraine (as of Sep 17, 2021)
(All Games, Sorted by Batting Avg)

Record: Tournament: 1-4 / Opening Round: 0-3 / Finals: 1-1

#	PLAYER	AVG	GP-GS	AB	R	H	2B	3B	HR	RBI	TB	SLG%	BB	HP	SO	GDP	OB%	SF	SH	SB-ATT
22	Boiko Roman	.444	3-3	9	2	4	1	0	0	0	5	.556	1	0	1	1	.500	0	0	0-0
13	Chukhas Kostiantyn	.438	5-5	16	2	7	2	1	0	3	11	.688	3	1	3	0	.550	0	0	1-2
21	Boiko Oleksii	.417	5-5	12	3	5	0	0	0	2	5	.417	1	0	3	0	.462	0	1	0-0
1	Brechko Denys	.357	5-5	14	4	5	0	0	1	2	8	.571	6	0	5	0	.550	0	0	1-1
10	Shvets Yurii	.333	3-0	3	0	1	0	0	0	0	1	.333	0	0	0	0	.333	0	0	0-0
17	Velykyi Illia	.267	5-4	15	2	4	0	0	0	2	4	.267	1	0	2	1	.313	0	0	0-0
14	Limarenko Dmytro	.250	5-5	12	1	3	1	0	0	0	4	.333	5	0	1	0	.471	0	0	0-0
16	Tkachenko Yevhenii	.250	1-1	4	0	1	1	0	0	1	2	.500	0	1	0	0	.250	0	0	0-0
5	Kosenko Vladyslav	.188	5-5	16	0	3	0	0	0	1	3	.188	3	1	4	0	.333	1	0	0-0
19	Hvrytishvili Heorh	.167	4-4	12	2	2	1	0	0	0	3	.250	3	0	4	1	.333	0	0	0-0
8	Boiko Kostiantyn	.133	5-5	15	1	2	1	1	0	3	5	.333	1	0	2	1	.176	1	0	0-1
20	Tykhonets Serhii	.000	3-1	5	1	0	0	0	0	0	0	.000	1	0	1	0	.167	0	0	0-0
23	Lukin Ihor	.000	3-1	5	0	0	0	0	0	1	0	.000	1	0	0	0	.167	0	0	0-0
2	Gupalenko Maksym	.000	1-1	0	0	0	0	0	0	0	0	.000	1	0	0	0	1.000	0	1	0-0
Totals		.268		138	18	37	7	2	1	15	51	.370	27	2	27	4	.391	2	2	2-4
Opponents		.398		181	58	72	20	0	5	55	107	.591	19	8	18	0	.469	3	2	3-3

(All Games, Sorted by Earned Run Avg)

#	PLAYER	ERA	W-L	SV	IP	G	GS	CG	SHO	H	R	ER	BB	SO	2B	3B	HR	AB	B/Avg	WP	HP	BK	IBB	SHA	SFA
19	Hvrytishvili Heorh	1.13	1-0	0	16.0	2	1	0	0	9	3	2	5	13	2	0	0	58	.155	2	2	0	2	1	0
23	Lukin Ihor	6.75	0-0	0	5.1	1	0	0	0	11	4	4	0	2	1	0	0	26	.423	1	0	0	0	0	1
16	Tkachenko Yevhenii	10.80	0-0	0	3.1	1	1	0	0	6	4	4	1	0	2	0	1	15	.400	0	0	0	0	0	0
9	Zhylka Myroslav	18.00	0-0	0	2.0	2	0	0	0	2	5	4	4	0	0	0	0	9	.222	0	1	0	0	0	0
6	Khodakovskiy Danyi	18.00	0-0	0	3.0	2	0	0	0	10	6	6	2	1	4	0	1	19	.526	2	0	0	0	0	0
7	Kostashchuk Andrii	27.00	0-1	0	2.2	2	0	0	0	10	8	8	6	1	3	0	0	16	.625	0	2	1	0	1	2
15	Liakhovetskyi Myko	33.75	0-1	0	1.1	1	1	0	0	6	11	5	3	1	1	0	1	12	.500	0	2	0	0	0	0
3	Boiko Andrii	37.80	0-1	0	1.2	2	0	0	0	7	7	7	2	0	1	0	2	12	.583	0	1	0	0	0	0
11	Shtapura Sergii	81.00	0-1	0	1.0	2	2	0	0	11	10	9	1	0	6	0	0	14	.786	0	0	0	0	0	0
Totals		12.14	1-4	0	36.1	5	5	0	0	72	58	49	19	18	20	0	5	181	.398	5	8	1	2	2	3
Opponents		3.00	4-1	0	36.0	5	5	0	0	37	18	12	27	27	7	2	1	138	.268	3	2	0	2	2	2

(All Games, Sorted by Fielding Pct)

#	PLAYER	C	PO	A	E	DP	FLD%	CSB	SBA	SBA%	CI	PB
8	Boiko Kostiantyn	15	10	5	0	1	1.000	0	0	0	0	0
5	Kosenko Vladyslav	15	15	0	0	0	1.000	0	0	0	0	0
14	Limarenko Dmytro	12	11	1	0	0	1.000	0	0	0	0	0
22	Boiko Roman	9	4	5	0	1	1.000	0	0	0	0	0
19	Hvrytishvili Heorh	5	4	1	0	0	1.000	0	0	0	0	0
23	Lukin Ihor	3	2	1	0	0	1.000	0	0	0	0	0
10	Shvets Yurii	1	1	0	0	0	1.000	0	0	0	0	0
2	Gupalenko Maksym	1	1	0	0	0	1.000	0	1	1.000	0	0
17	Velykyi Illia	22	20	1	1	1	.955	0	2	1.000	0	0
21	Boiko Oleksii	36	31	3	2	0	.944	0	0	0	0	0
13	Chukhas Kostiantyn	17	5	10	2	0	.882	0	0	0	0	0
1	Brechko Denys	17	3	10	4	2	.765	0	0	0	0	0
16	Tkachenko Yevhenii	2	1	0	1	0	.500	0	0	0	0	0
20	Tykhonets Serhii	2	1	0	1	0	.500	0	0	0	0	0
Totals		157	109	37	11	2	.930	0	3	1.000	0	0
Opponents		151	108	36	7	4	.954	2	1	.333	0	3

Leaders summary (until game 40)

Batting Leaders

BATTING AVERAGE (min 2.7 PA/G)

1. Valerio Abreu Edis, ESP	.737
2. Friscia Jr Vito Jo, ITA	.600
3. Chlup Marek, CZE	.588
4. Angulo Gamez Oscar, ESP	.500
- GLASSER Mitchell E, ISR	.500
- HORVATIS Antonio, CRO	.500
- RICARDO Dashenko A, NED	.500
8. DIDDER Ray-Patrick, NED	.474
9. 1 Tied at	.471

SLUGGING PCT (min 2.7 PA/G)

1. Friscia Jr Vito Jo, ITA	1.267
2. Valerio Abreu Edis, ESP	1.263
3. Chlup Marek, CZE	1.176
4. ECKEL Philipp, AUT	.941
5. RICARDO Dashenko A, NED	.929
6. Hejma MatSj, CZE	.900
7. DIDDER Ray-Patrick, NED	.895
8. Helmig Lou, GER	.889
9. Poesmans Axel, BEL	.882

ON BASE PCT (min 2.7 PA/G)

1. Valerio Abreu Edis, ESP	.773
2. Friscia Jr Vito Jo, ITA	.696
3. Chlup Marek, CZE	.650
- Epifano Duran Eric, ITA	.650
5. GLASSER Mitchell E, ISR	.636
6. BERNADINA Rogerarv, NED	.600
- DIDDER Ray-Patrick, NED	.600
8. Poesmans Axel, BEL	.591
9. SOLER HINOJOSA GEI, RUS	.565
10. 2 Tied at	.550

RUNS

1. Valerio Abreu Edis, ESP	12
2. BERNADINA Rogerarv, NED	11
3. Beltre Concepcion, ESP	10
4. Ferrini Colmenarez, ITA	9
5. DIDDER Ray-Patrick, NED	8
- Epifano Duran Eric, ITA	8
- MenSik VojtSch, CZE	8
- Pizzano Dario, ITA	8
9. 4 Tied at	7

HITS

1. Valerio Abreu Edis, ESP	14
2. Angulo Gamez Oscar, ESP	10
- Chlup Marek, CZE	10
4. DIDDER Ray-Patrick, NED	9
- Friscia Jr Vito Jo, ITA	9
6. 13 Tied at	8

RBI

1. Mineo Alberto, ITA	12
2. Friscia Jr Vito Jo, ITA	11
- LOWENGART Assaf, ISR	11
- OBED Ferdinand, AUT	11
- Valerio Abreu Edis, ESP	11
6. Hejma MatSj, CZE	10
7. Pizzano Dario, ITA	9
- SOLER HINOJOSA GEI, RUS	9
9. 3 Tied at	8

DOUBLES

1. Angulo Gamez Oscar, ESP	4
- Chlup Marek, CZE	4
- GLASSER Mitchell E, ISR	4
- HORVATIS Antonio, CRO	4
5. 11 Tied at	3

TRIPLES

1. Poesmans Axel, BEL	3
2. Dawson Kennard, GBR	2
3. 9 Tied at	1

HOMERUNS

1. Friscia Jr Vito Jo, ITA	3
- Hejma MatSj, CZE	3
- LOWENGART Assaf, ISR	3
4. 10 Tied at	2

TOTAL BASES

1. Valerio Abreu Edis, ESP	24
2. Chlup Marek, CZE	20
3. Friscia Jr Vito Jo, ITA	19
4. Hejma MatSj, CZE	18
5. DIDDER Ray-Patrick, NED	17
- LOWENGART Assaf, ISR	17
7. ECKEL Philipp, AUT	16
- Helmig Lou, GER	16
9. 1 Tied at	15

WALKS

1. Gonzalez Saname No, ITA	8
- Larry Shawn, GER	8
3. BERNADINA Rogerarv, NED	7
- Friscia Jr Vito Jo, ITA	7
5. 5 Tied at	6

HIT BY PITCH

1. DIDDER Ray-Patrick, NED	4
- Kourtis Dimitrios, GRE	4
3. BERNADINA Rogerarv, NED	3
- Roevens Robin, BEL	3
5. BROSSIER Paolo, FRA	2
- Christopher Shamoy, GBR	2
- Epifano Duran Eric, ITA	2
- Goffaux Benjamin, BEL	2
- Singh Aaron, GBR	2
10. 41 Tied at	1

SACRIFICE HITS

1. TSIFLIKIOTIS Georg, GRE	2
2. 21 Tied at	1

SACRIFICE FLY

1. MARIETTE Marcel, AUT	2
- Mercuri Mattia, ITA	2
3. 32 Tied at	1

STOLEN BASES

1. BERNADINA Rogerarv, NED	6
- DIDDER Ray-Patrick, NED	6
3. JIMINIAN Leo, FRA	4
4. Ferrini Colmenarez, ITA	3
5. 7 Tied at	2

PLATE APPEARANCES

1. Blackstone Kent, GBR	26
2. BERNADINA Rogerarv, NED	25
- DIDDER Ray-Patrick, NED	25
- Ferrini Colmenarez, ITA	25
- Goffaux Benjamin, BEL	25
- Gonzalez Saname No, ITA	25
- Rincones Jr. Gabri, GBR	25
8. 7 Tied at	24

AT BATS

1. ROULIS THOMAS WILL, GRE	23
- Sechopoulos Aristo, GRE	23
3. Blackstone Kent, GBR	22
- Ferrini Colmenarez, ITA	22
- Goffaux Benjamin, BEL	22
- LOWENGART Assaf, ISR	22
- Rincones Jr. Gabri, GBR	22
8. 6 Tied at	21

CAUGHT STEALING

1. Kerry Grant, GBR	2
2. 21 Tied at	1

STRIKEOUTS

1.	PETRUSHKA Jordan, ISR	11
2.	PATRICE Daniel, FRA	10
-	TALIR Dominik Robe, AUT	10
4.	Kerry Grant, GBR	9
5.	BROSSIER Paolo, FRA	8
-	Christopher Shamoy, GBR	8
-	LOWENGART Assaf, ISR	8
8.	5 Tied at	7

STRIKEOUTS LOOKING

1.	GOLDNER Itai, ISR	5
-	WANGER Benjamin Ku, ISR	5
3.	Kerry Grant, GBR	4
-	TALIR Dominik Robe, AUT	4
5.	9 Tied at	3

GDP

1.	GLASSER Mitchell E, ISR	2
-	PERES NUNES IAN AL, RUS	2
3.	35 Tied at	1

Pitching Leaders
EARNED RUN AVG (min 1.0 IP/G)

1.	Johnson Benjamin, SWE	0.00
-	KIEFER Tobias, AUT	0.00
-	Syren Oskar, SWE	0.00
-	Vykoukal Marko, SVK	0.00
-	WANGER Benjamin Ku, ISR	0.00
-	WEBB Alexander Wil, GBR	0.00
7.	Kourtis Dimitrios, GRE	0.82
8.	Hvrytishvili Heorh, UKR	1.13
9.	WAGMAN Joseph Samu, ISR	1.20
10.	3 Tied at	1.29

OPPOSING AVG (min 1.0 IP/G)

1.	Scotti Claudio, ITA	.056
2.	HORVATIS Antonio, CRO	.083
-	WANGER Benjamin Ku, ISR	.083
-	Wilhelm Maurice, GER	.083
5.	Novak Jan, CZE	.091
6.	WEBB Alexander Wil, GBR	.118
7.	WAGMAN Joseph Samu, ISR	.120
8.	KIEFER Tobias, AUT	.138
9.	MARTIS Shairon Ben, NED	.152

INNINGS PITCHED

1.	Hvrytishvili Heorh, UKR	16.0
2.	KOUNTIS JONATHAN G, GRE	15.2
3.	WAGMAN Joseph Samu, ISR	15.0
4.	DIAZ LEZAMA Jose A, CRO	11.1
5.	Kourtis Dimitrios, GRE	11.0
-	Marquez Ramirez En, GER	11.0
7.	WEBB Alexander Wil, GBR	10.2
8.	OZANICH Owen, FRA	10.0
9.	1 Tied at	9.0

STRIKEOUTS

1.	KOUNTIS JONATHAN G, GRE	17
-	Kourtis Dimitrios, GRE	17
-	WAGMAN Joseph Samu, ISR	17
4.	Hvrytishvili Heorh, UKR	13
-	Marquez Ramirez En, GER	13
-	OZANICH Owen, FRA	13
-	Satoria OndSej, CZE	13
8.	DIAZ LEZAMA Jose A, CRO	11
-	LEONOV DENIS, RUS	11
10.	4 Tied at	10

WINS

1.	KELLY Kevin Keary, NED	2
-	Kourtis Dimitrios, GRE	2
-	WANGER Benjamin Ku, ISR	2
4.	34 Tied at	1

SAVES

1.	FLORANUS Wendell M, NED	2
2.	Brenk Eric, GER	1
-	Cruz Montero Rhine, ESP	1
-	KIEFER Tobias, AUT	1
-	MOORE Eric, FRA	1
-	RODRIGUEZ TELLES A, RUS	1

GAMES

1.	DE LA ROSA Frankli, FRA	4
-	MOSIER Fred, GBR	4
3.	15 Tied at	3

GAMES STARTED

1.	12 Tied at	2
----	------------	---

COMPLETE GAMES

1.	ISold Jakub, SVK	1
-	Johnson Benjamin, SWE	1
-	Syren Oskar, SWE	1

SHUTOUTS

1.	Johnson Benjamin, SWE	1
-	Syren Oskar, SWE	1

SACRIFICE HITS AGAINST

1.	Kourtis Dimitrios, GRE	2
-	Syren Jakob, SWE	2
3.	19 Tied at	1

SACRIFICE FLIES AGAINST

1.	KOUNTIS JONATHAN G, GRE	3
2.	Bassani Alex, ITA	2
-	Kostashchuk Andrii, UKR	2
-	PAULA Jose, FRA	2
5.	27 Tied at	1

LOSSES

1.	MinaSik Marek, CZE	2
-	Syren Jakob, SWE	2
3.	36 Tied at	1

WILD PITCHES

1.	Borjes Sam, SWE	3
-	FURBOCK Brian, AUT	3
3.	10 Tied at	2

BALKS

1.	GOTTLIEB Orr, ISR	4
2.	Racik Markus, SVK	2
3.	17 Tied at	1

HIT BY PITCH

1.	SCHEICHER Moritz, AUT	3
2.	14 Tied at	2

INTENTIONAL WALKS

1.	Desmedt Kevin, BEL	2
-	Hvrytishvili Heorh, UKR	2
3.	10 Tied at	1

HITS ALLOWED

1.	KOUNTIS JONATHAN G, GRE	19
2.	HUIJER Lars Benjam, NED	13
3.	JONES Andrew Maxwe, CRO	11
-	Kosna Jaroslav, SVK	11
-	Lukin Ihor, UKR	11
-	Marquez Ramirez En, GER	11
-	Shtapura Sergii, UKR	11
8.	4 Tied at	10

RUNS ALLOWED

1. Liakhovetskyi Myko, UKR	11
2. Kosna Jaroslav, SVK	10
- KOUNTIS JONATHAN G, GRE	10
- Shtapura Sergii, UKR	10
5. Hopkins Julius, SWE	9
- Sabiston Liam, GBR	9
- Traut Lucas, GER	9
8. Janssen Drew, BEL	8
- Kostashchuk Andrii, UKR	8
10. 10 Tied at	7

EARNED RUNS (min 1.0 IP/G)

1. Johnson Benjamin, SWE	0
- KIEFER Tobias, AUT	0
- Syren Oskar, SWE	0
- Vykoukal Marko, SVK	0
- WANGER Benjamin Ku, ISR	0
- WEBB Alexander Wil, GBR	0
7. 5 Tied at	1

WALKS ALLOWED (min 1.0 IP/G)

1. Bokaj Boris, CZE	0
- Brolo Gouvea Muril, ITA	0
- HUIJER Lars Benjam, NED	0
- Lukin Ihor, UKR	0
- Marquez Ramirez En, GER	0
- MARTIS Shairon Ben, NED	0
- Syren Oskar, SWE	0
8. 7 Tied at	1

Fielding Leaders

PUTOUTS

1. PAZ Andy, FRA	52
2. TORRES-SKERRETT AN, GRE	49
3. Christopher Shamoy, GBR	41
4. CROSBY Alex Clinto, GBR	39
5. Verheyleweghen Jam, BEL	37
6. EREL Tal, ISR	36
7. von Garßen Elias, GER	34
8. 2 Tied at	33

ASSISTS

1. HERRERA TORREZ Jos, CRO	17
2. De Quint Dennis, BEL	15
3. Blackstone Kent, GBR	14
- Brown Felix, FRA	14
5. SCHEICHER Moritz, AUT	13
6. LOWENGART Assaf, ISR	12
- Mercuri Mattia, ITA	12
- Schmidt Alexander, GER	12
- Singh Aaron, GBR	12
10. 4 Tied at	11

ERRORS

1. Blackstone Kent, GBR	4
- Brechko Denys, UKR	4
3. 7 Tied at	3

CAUGHT STEALING

1. Ahrens Vincent, GER	3
- MONAKHOV NIKITA, RUS	3
3. Lino Correa Gabrie, ESP	2
- Poesmans Axel, BEL	2
- SOLIVERES Nolan, FRA	2
6. 11 Tied at	1

Abbreviations

HITTING

2B	Doubles
3B	Triples
AB	At bats
AVG	Batting average
BB	Base on balls
GPD	Grounded into double plays
GP / GS	Games played / Games started
H	Base hits
HBP	Hit by pitch
HR	Home runs
IBB	Intentional base on balls
OB%	On base percentage
R	Runs scored
RBI	Runs batted in
SB / ATT	Stolen bases / Stolen bases attempts
SF	Sacrifice flies
SH	Sacrifice hits
SLG%	Slugging percentage
SO	Strikeouts
TB	Total bases

PITCHING

2B	Doubles allowed
3B	Triples allowed
AB	At bats
APP / GS	Appearances / Game starts
B/AvG	Opponent batting average
BB	Base on balls allowed
BF	Batters faced
IBB	Intentional base on balls allowed
BK	Balk
CG	Complete games
ER	Earned runs allowed
ERA	Earned run average
FO	Fly outs
GO	Ground outs
H	Hits allowed
HBP	Hit by pitch
HR	Home runs allowed
IP	Innings played
R	Runs allowed
SFA	Sacrifice flies allowed
SHA	Sacrifice hits allowed
SHO/CHO	Shutouts / Combination shutouts
SO	Strikeouts
SV	Saves
W/L	Wins/Losses
WP	Wild pitches

FIELDING

A	Assists
C	Chances
CI	Catcher's interference
CSB	Caught stealing by (pitcher and catcher)
DPs	Double plays participated in
E	Errors
FLD%	Fielding percentage
PB	Passed balls (catcher)
PO	Putouts
SBA	Stolen bases allowed (pitcher and catcher)
SBA%	Stolen bases against percentage (pitcher and catcher)

ANALYSIS STATISTICS

vs Left	Avg against left-handed pitchers
vs Right	Avg against right-handed pitchers
rch by leadoff	Avg when leading off an inning
with 2 outs	Avg when batting with 2 outs
w/runners on	Avg when batting with runners on base
w/bases empty	Avg when batting with bases empty
RBI ops	Avg when batting with runners on 2nd or 3rd base
Gnd out	Number of ground outs (includes SACs, but not errors)
Fly out	Number of fly outs (includes SFs, but not errors)
Fly / Gnd	Fly outs to ground outs ratio
pinch hitting	Avg as pinch hitter
with runners in scoring pos	Avg when batting with runners in scoring positions
w/rnr on 3rd and LT 2 outs	Avg when batting with runner on third base and less than 2 outs
with 2 outs	Avg when batting with 2 outs
2 out rbi	Runs batted in with 2 outs
success advancing rnr	Success advancing runners
#rnr adv w/out	Number of times batter made an out and advanced at least 1 runner
rnr	Number of runners left on base by last batter of inning
rch err	Reach first base on error
rch fc	Reach first base on fielder's choice
kl	Strikeouts look